



**PAT BROWN INSTITUTE
FOR PUBLIC AFFAIRS**
Unleashing the Power of Participation



California
COMMUNITY
Foundation

Los Angeles 6-Region Recovery Hubs:

Antelope Valley, Long Beach, San Fernando Valley, San Gabriel Valley, SELA, & South Los Angeles

Matt A. Barreto
matt@bspresearch.com

About the Survey

- **Total N=3,000 (+/-1.8%) Los Angeles Residents**
 - Antelope Valley, Long Beach, San Fernando Valley, San Gabriel Valley, SELA, South Los Angeles
- **Field Dates: November 16, 2022 – January 14, 2023**
- **English or Spanish, according to preference**
- **Mixed mode: 75% online, 25% live telephone interviews**

Key Findings

- **An overall theme throughout the findings is consistency on issues across regions such as community priorities, trust in government, as well as access to public services like transportation.**
 - Majority of respondents throughout all regions agree that things in their communities are headed in the right direction.
 - Angelenos across regions feel similarly on safety in their communities – 75% total Angelenos feel safe and comfortable in their communities.
- **While results are consistent regionwide, there are some on which Angelenos reports' expose disparities.**
 - About twice as many respondents in SELA and South LA believe their communities are "still in crisis" after the COVID-19 pandemic, in comparison with those in Long Beach, San Gabriel Valley, and San Fernando Valley.
 - More Angelenos living in South LA reported being significantly impacted by extreme weather than those living elsewhere.



**PAT BROWN INSTITUTE
FOR PUBLIC AFFAIRS**
Unleashing the Power of Participation



California
COMMUNITY
Foundation

Community Priorities and 2022 Elections

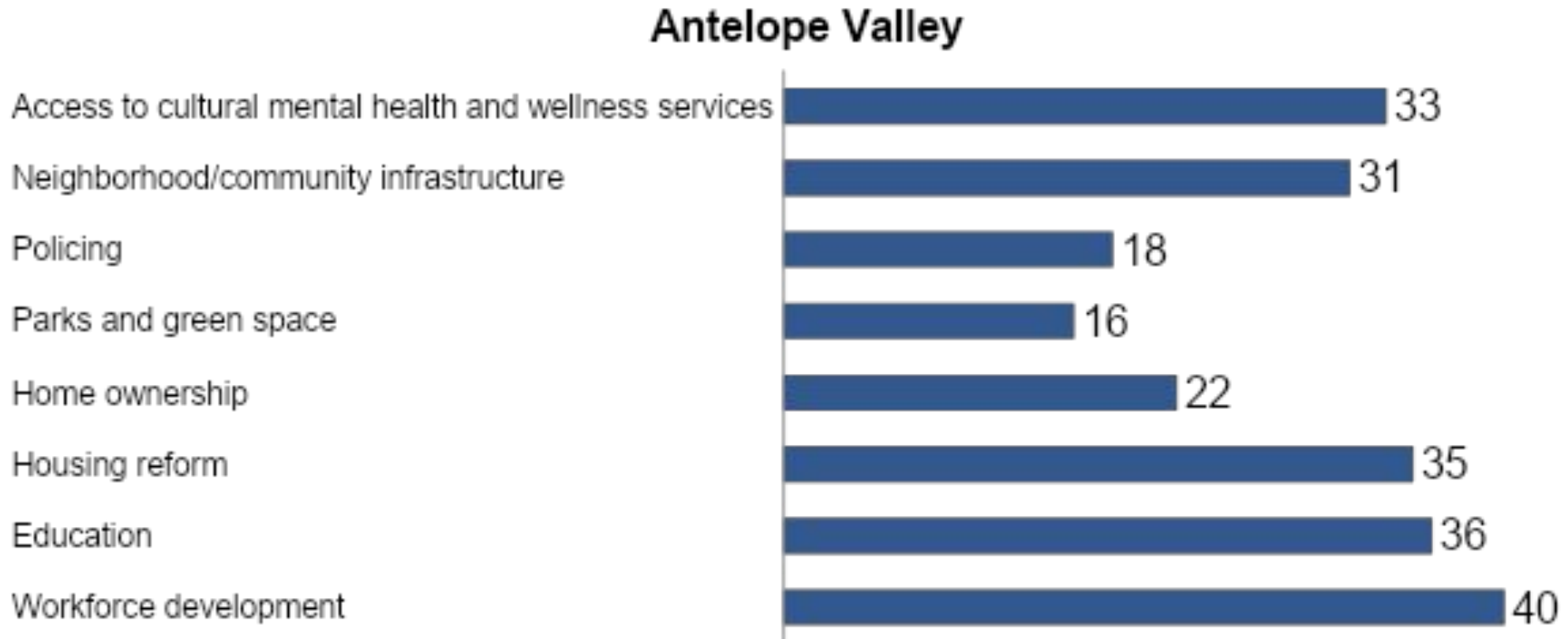
Top Community Priorities in 6 Regions

Many community leaders and elected officials say that we can recover from the pandemic and be better off than we were before. Thinking about your community, what would you say are top priorities that need to be addressed to better [REGION]?

| | |
|--|----|
| Housing reform | 39 |
| Education | 38 |
| Workforce development | 36 |
| Neighborhood/community infrastructure | 35 |
| Access to cultural mental health and wellness services | 29 |
| Home ownership | 22 |
| Policing | 21 |
| Parks and green space | 14 |

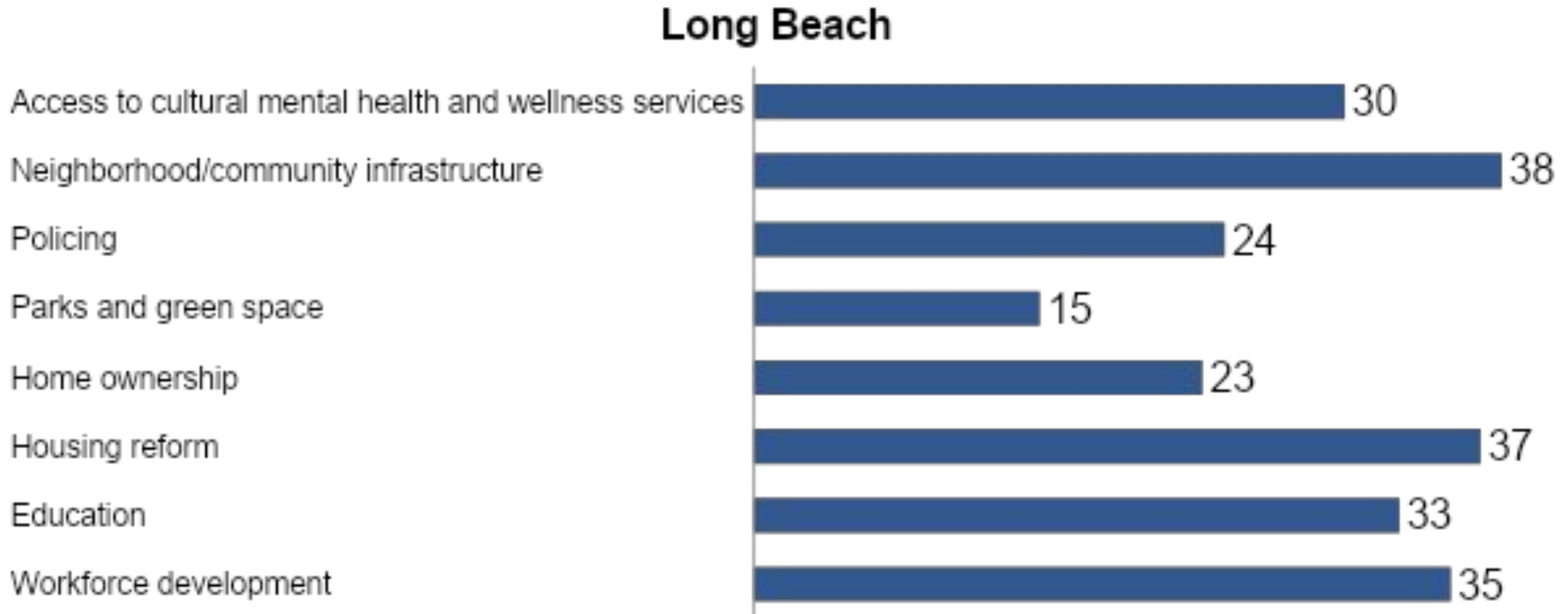
Top Community Priorities: Antelope Valley

Many community leaders and elected officials say that we can recover from the pandemic and be better off than we were before. Thinking about your community, what would you say are top priorities that need to be addressed to better Antelope Valley?



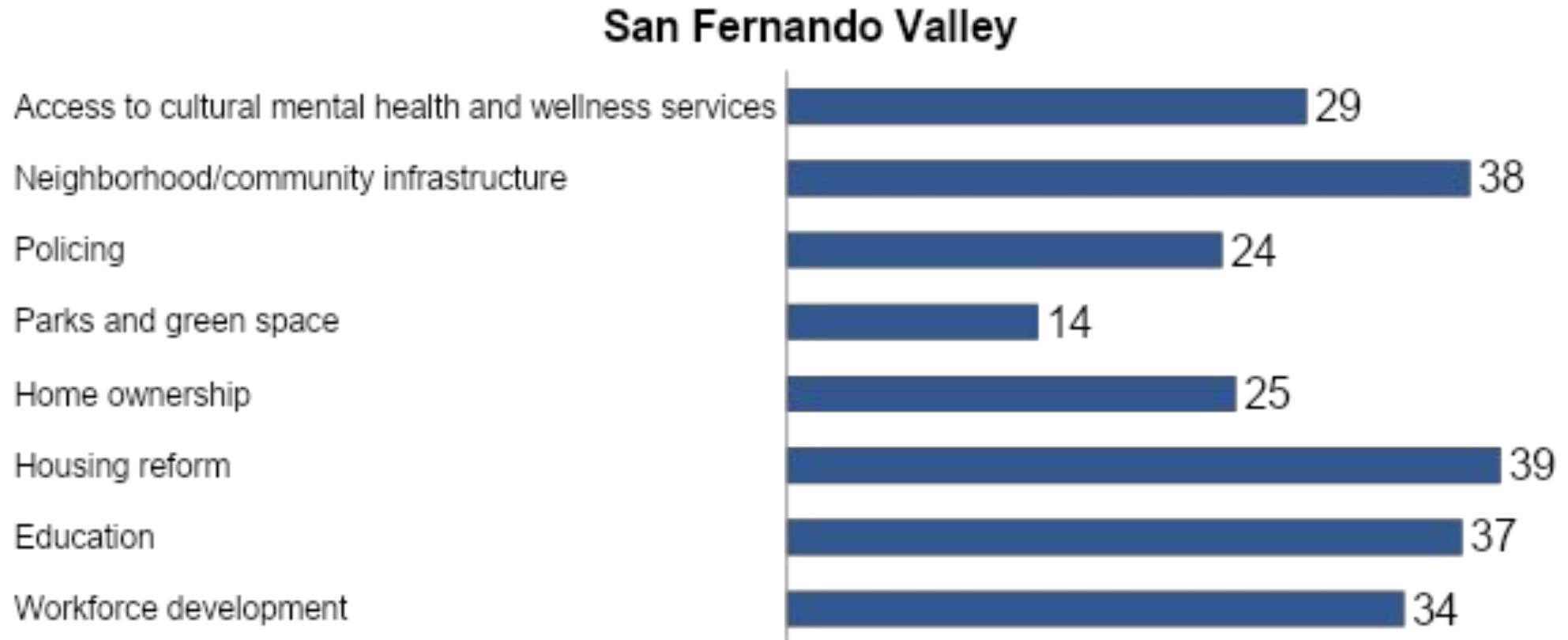
Top Community Priorities: Long Beach

Many community leaders and elected officials say that we can recover from the pandemic and be better off than we were before. Thinking about your community, what would you say are top priorities that need to be addressed to better Long Beach?



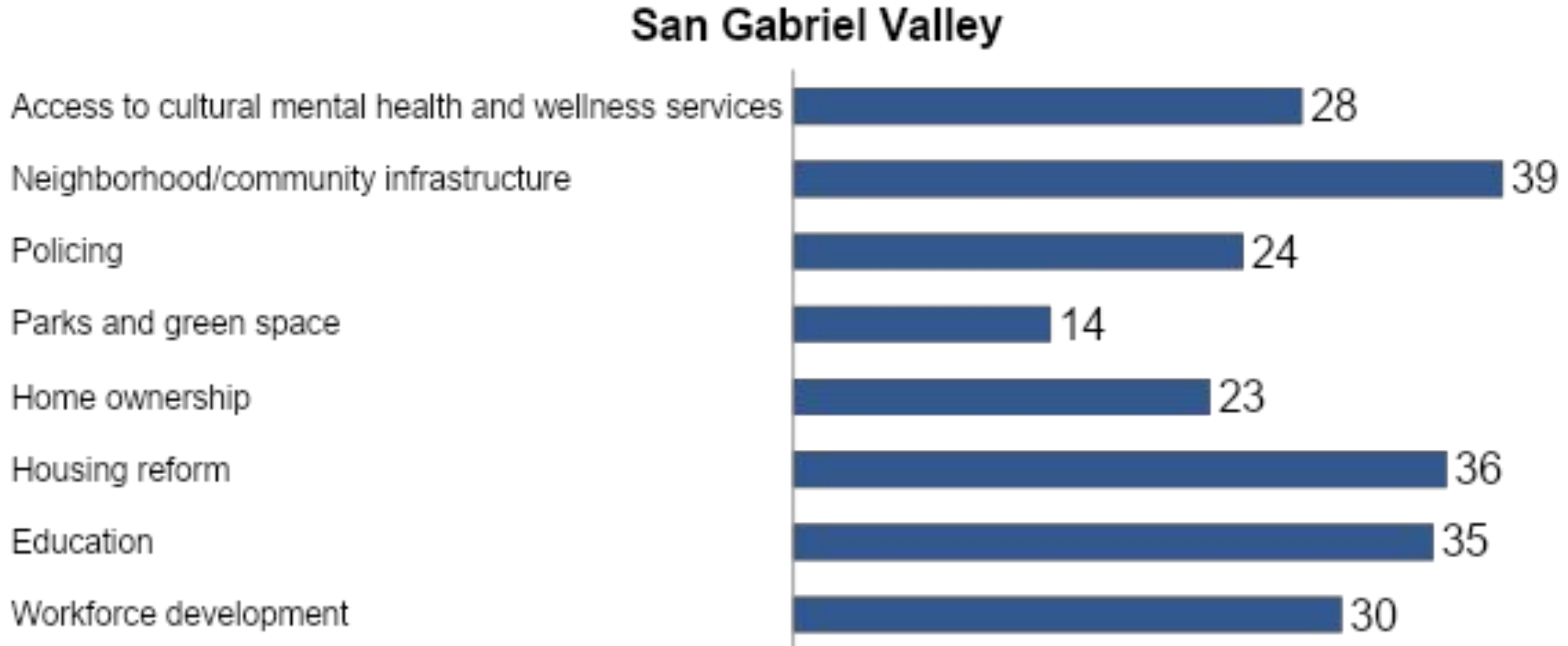
Top Community Priorities: San Fernando Valley

Many community leaders and elected officials say that we can recover from the pandemic and be better off than we were before. Thinking about your community, what would you say are top priorities that need to be addressed to better San Fernando Valley?



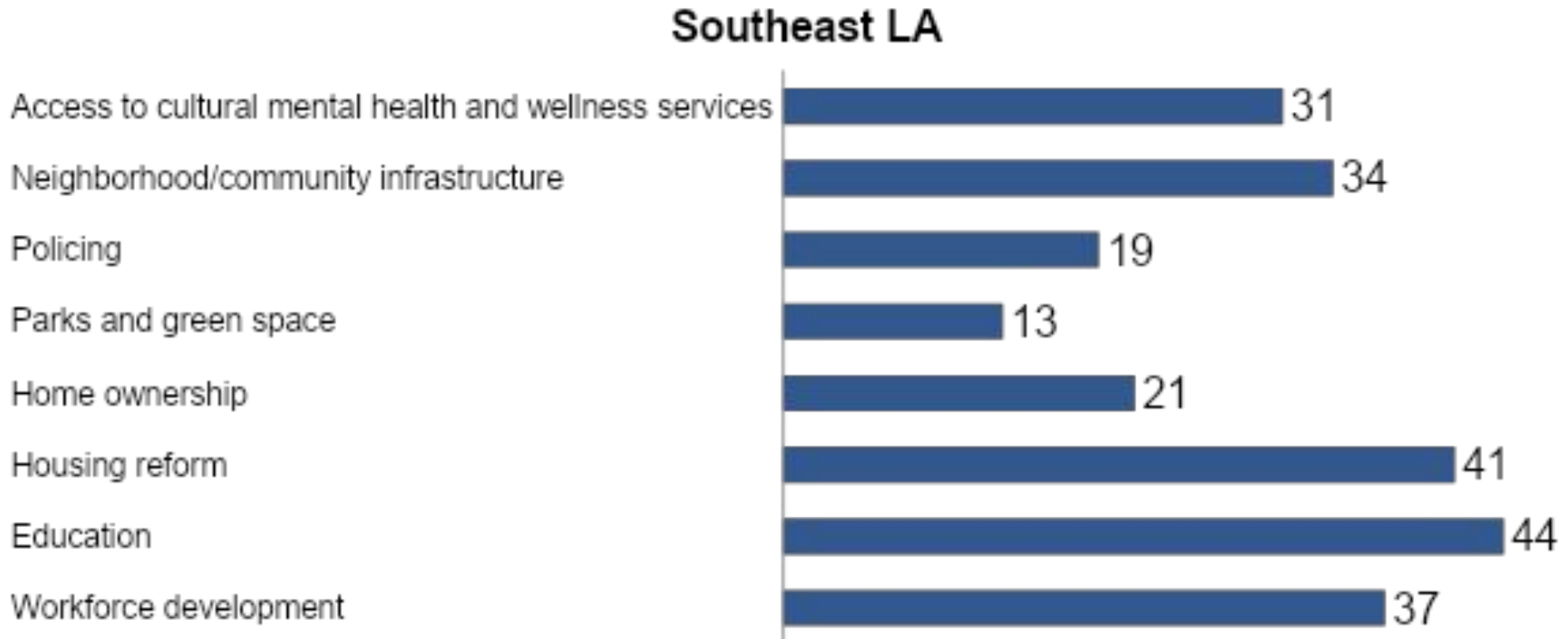
Top Community Priorities: San Gabriel Valley

Many community leaders and elected officials say that we can recover from the pandemic and be better off than we were before. Thinking about your community, what would you say are top priorities that need to be addressed to better San Gabriel Valley?



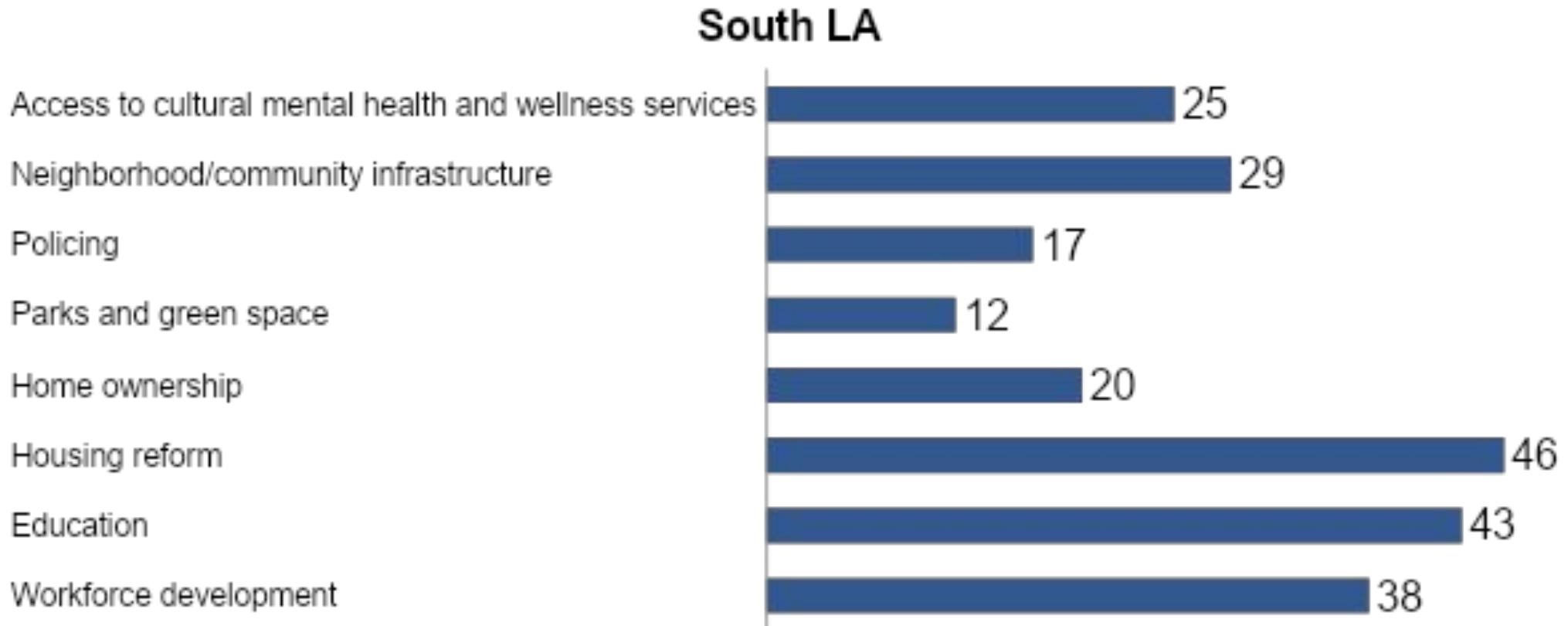
Top Community Priorities: Southeast LA

Many community leaders and elected officials say that we can recover from the pandemic and be better off than we were before. Thinking about your community, what would you say are top priorities that need to be addressed to better Southeast LA?



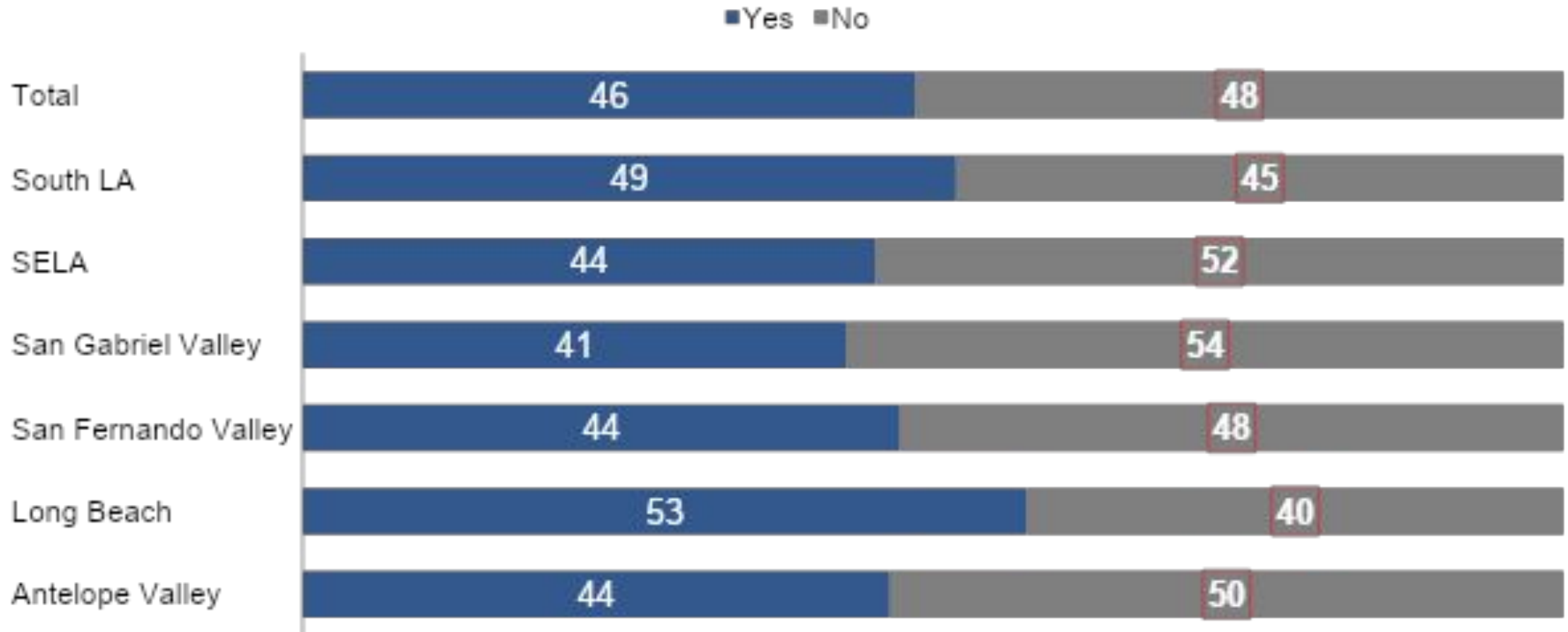
Top Community Priorities: South LA

Many community leaders and elected officials say that we can recover from the pandemic and be better off than we were before. Thinking about your community, what would you say are top priorities that need to be addressed to better [REGION]?



2022 Elections - Voter engagement efforts reached an average of 46% respondents throughout our 6 regions.

Over the past year, were you asked to register to vote or vote in the 2022 elections by a candidate, a person working for a candidate, or someone from community organization?

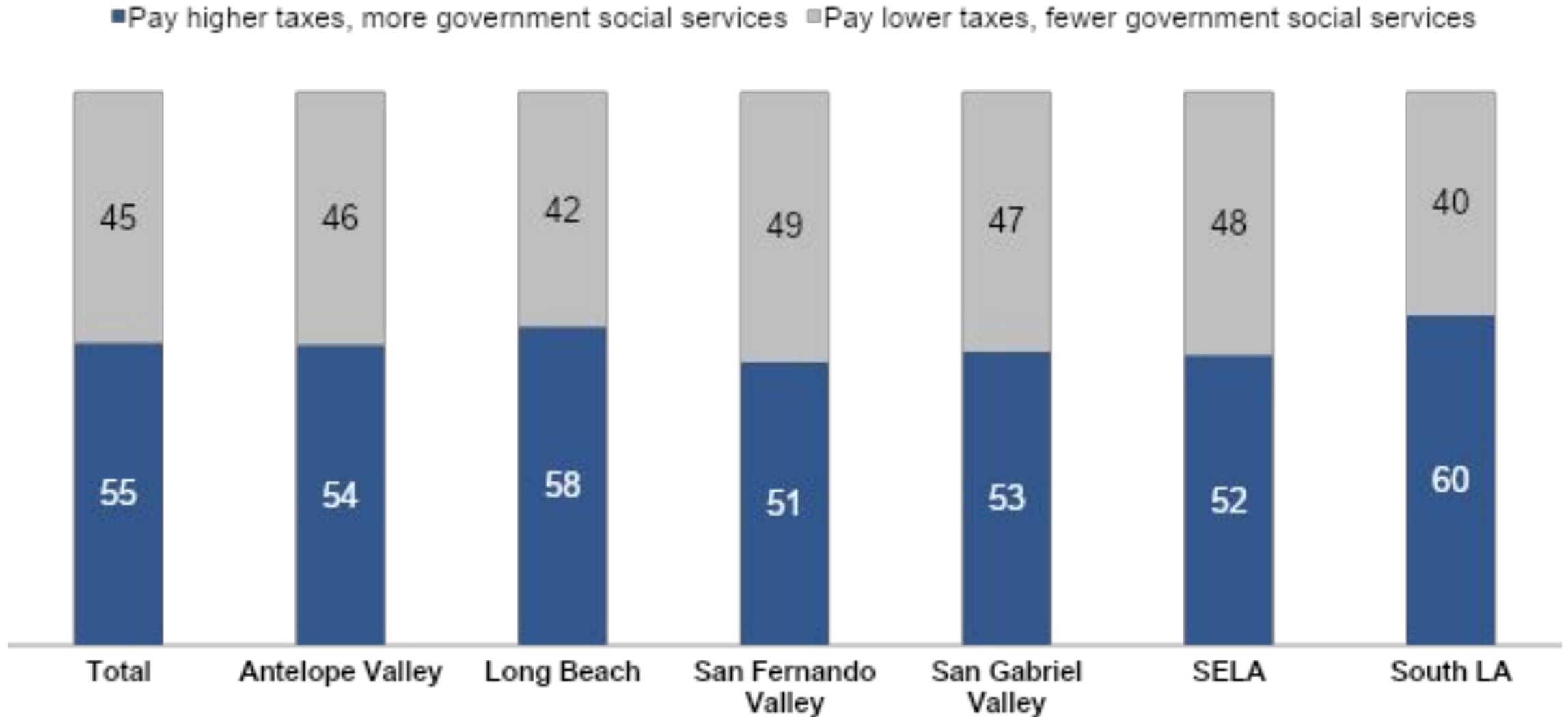


Angelenos report being more likely to participate in local politics after COVID by talking to friends/family about an issue involving government.

Many people don't have much time for participating in local politics. However, have you been more likely to do any of the following either in person or online due to Covid? (% yes reported)

| | Total | Antelope Valley | Long Beach | San Fernando Valley | San Gabriel Valley | SELA | South LA |
|--|-------|-----------------|------------|---------------------|--------------------|------|----------|
| Talked to friends/family about issue involving government | 65 | 61 | 70 | 63 | 66 | 65 | 63 |
| Posted on social media about political or social issue(s) | 41 | 39 | 42 | 36 | 38 | 44 | 47 |
| Signed a letter or petition about a social or political issue | 39 | 33 | 40 | 35 | 42 | 41 | 44 |
| Attended a PTA meeting or other volunteer group at your child's school | 29 | 29 | 31 | 24 | 22 | 29 | 42 |
| Communicated with an elected official | 29 | 25 | 37 | 25 | 25 | 26 | 35 |
| Attended a political protest, march, or rally | 25 | 23 | 31 | 22 | 21 | 25 | 30 |
| Attended government agency public meeting or hearing | 25 | 24 | 29 | 21 | 20 | 26 | 31 |
| Given money to a political campaign or political cause | 23 | 18 | 30 | 20 | 24 | 20 | 28 |
| Volunteered to work on political campaign or cause | 21 | 23 | 28 | 17 | 15 | 17 | 27 |

On the topic of taxes and government social services, majority of respondents are in favor of paying higher taxes in return for more government social services.





**PAT BROWN INSTITUTE
FOR PUBLIC AFFAIRS**
Unleashing the Power of Participation

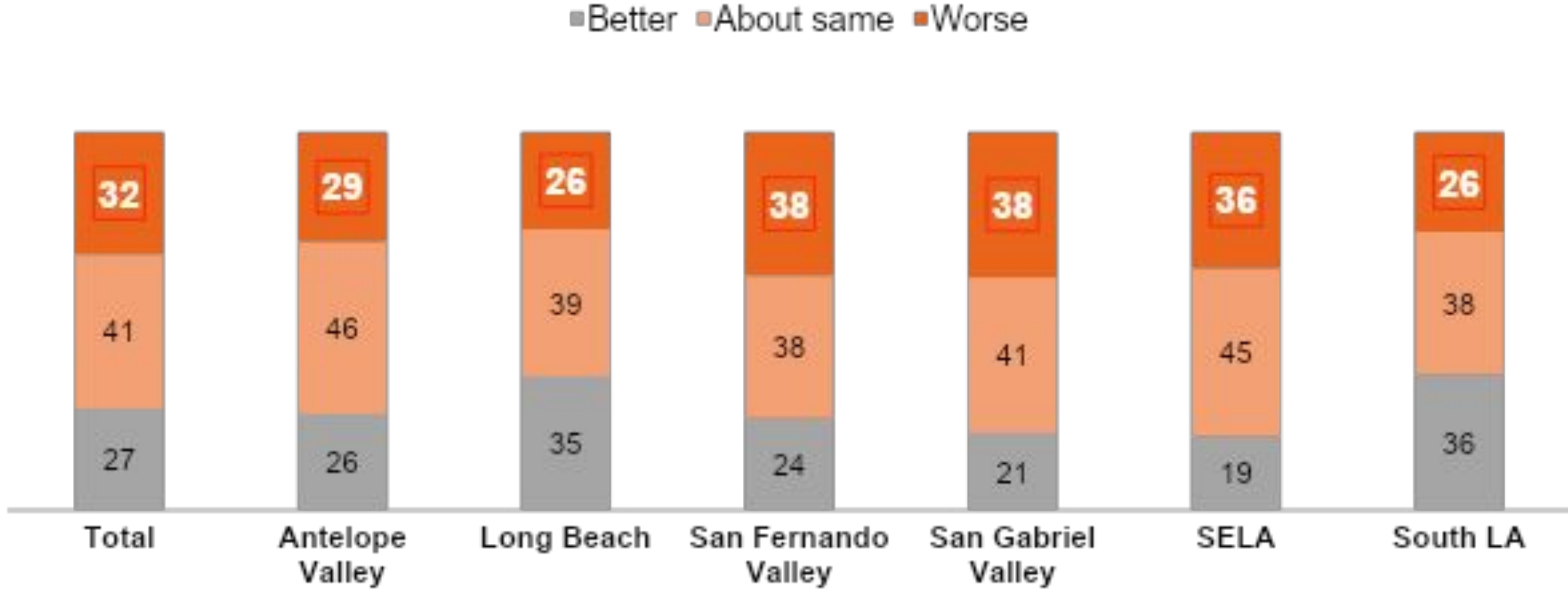


California
COMMUNITY
Foundation

Recovery from Covid-19 Pandemic and its Impacts

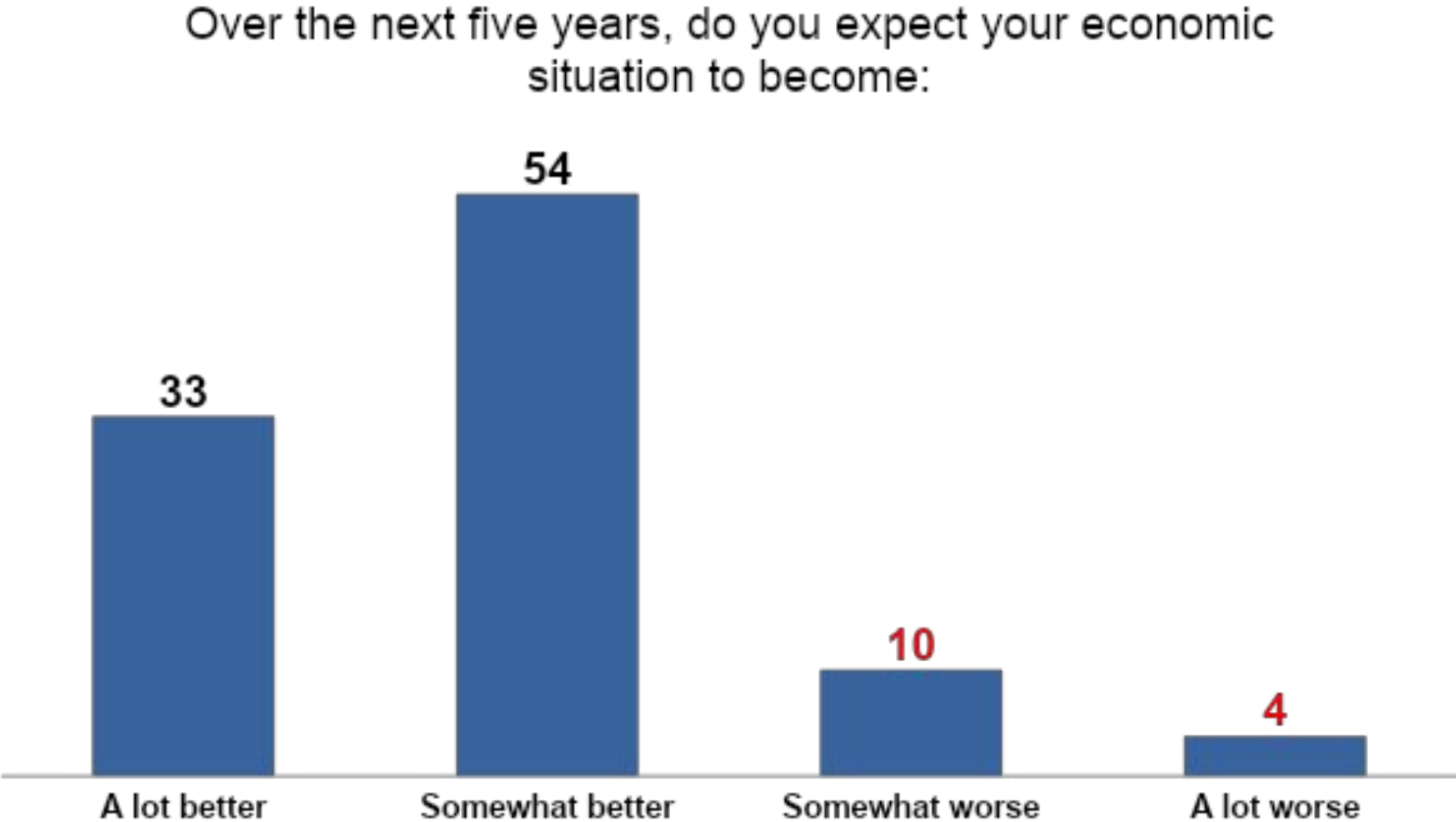
Respondents' financial situations fared distinctively in each region. Those residing in SFV and SGV felt the most negative impacts on their finances, as opposed to those in Long Beach and South LA.

How is your current financial situation compared to before the pandemic?



Angelenos are hopeful that they can recover financially for the better in the next 5 years.

- An average 41% of Angelenos report their financial situation is about the same as before the COVID-19 pandemic, 32% say its worse, and 27% report it is better than before the pandemic.
- Despite this, most Angelenos are hopeful that their financial situations will better over the next five years.



Angelenos are hopeful that they can recover financially for the better in the next 5 years.

Hopes of economic recovery fared similarly throughout regions, with most respondents projecting that their financial situations will take one to two years to recover from Covid-19.

| Expected time to recover financially from COVID-19 pandemic | Antelope Valley | Long Beach | San Fernando Valley | San Gabriel Valley | SELA | South LA |
|---|-----------------|------------|---------------------|--------------------|-----------|-----------|
| Less than 1 month | 5 | 6 | 3 | 3 | 2 | 4 |
| 1-6 months | 12 | 15 | 13 | 15 | 11 | 18 |
| 6-12 months | 17 | 17 | 18 | 15 | 19 | 20 |
| 1-2 years | 30 | 23 | 30 | 28 | 32 | 23 |
| 3-5 years | 13 | 12 | 12 | 16 | 11 | 10 |
| More than 5 years | 5 | 6 | 7 | 5 | 6 | 6 |
| My finances were not hurt by the pandemic | 18 | 21 | 18 | 19 | 18 | 19 |

One concerning finding is the rate of respondents that reported having less than \$100 in savings, or savings for emergencies.

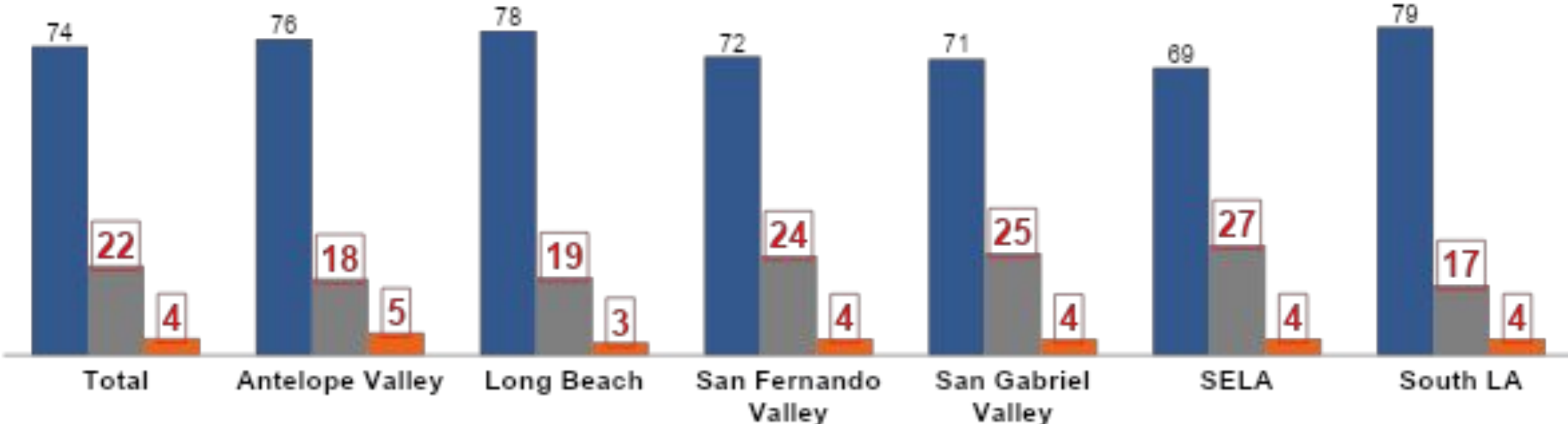
About how much money do you currently have in savings, or saved for emergencies?

| | Antelope Valley | Long Beach | San Fernando Valley | San Gabriel Valley | SELA | South LA |
|-----------------------------|-----------------|------------|---------------------|--------------------|-----------|-----------|
| Less than \$100 | 26 | 17 | 24 | 22 | 28 | 18 |
| Between \$100 and \$500 | 16 | 12 | 14 | 14 | 17 | 14 |
| Between \$500 and \$1000 | 15 | 14 | 13 | 9 | 16 | 12 |
| Between \$1000 and \$3000 | 17 | 14 | 15 | 17 | 15 | 17 |
| Between \$3000 and \$5000 | 10 | 13 | 12 | 9 | 9 | 12 |
| Between \$5000 and \$10,000 | 7 | 12 | 7 | 10 | 7 | 15 |
| More than \$10,000 | 10 | 18 | 15 | 19 | 9 | 12 |

While an average 74% of Angelenos say they have a steady place to live, 22% reported being worried about losing their homes in the future, and 4% do not have a steady home.

Which of the following best describes your housing situation?

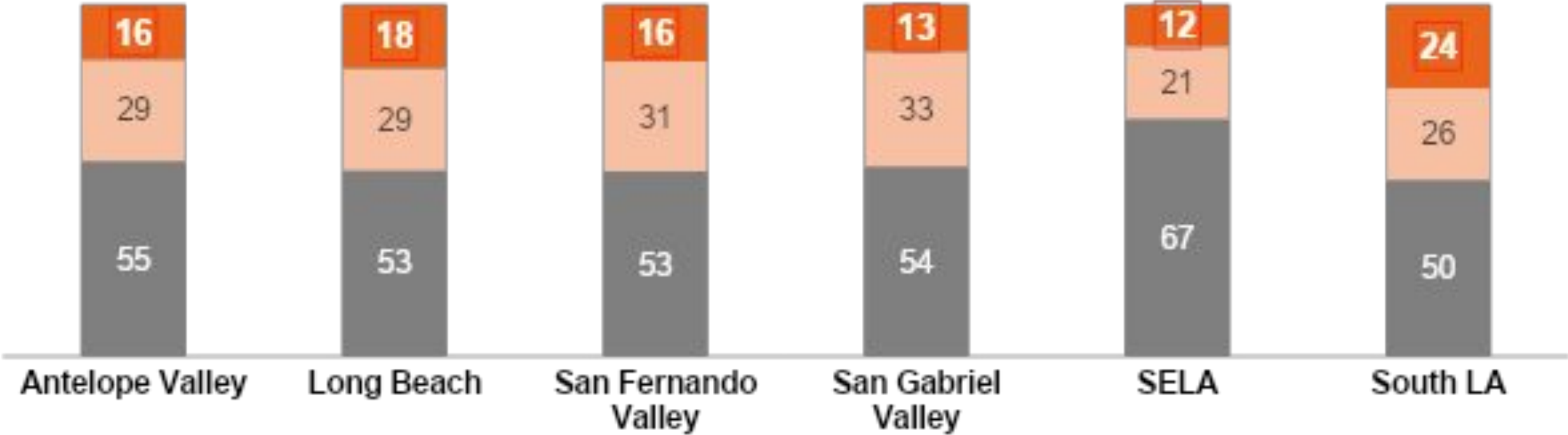
- I have a steady place to live
- I have a place to live today, but am worried about losing it in the future
- I do not have a steady place to live



South LA, Long Beach, as well as SFV and SGV respondents felt the most significantly impacted by extreme weather in their communities.

Have you been personally affected by extreme weather (e.g., extreme heat, wildfires, drought)?

■ Little to no impact ■ Somewhat impacted ■ Significantly impacted



Despite this, most Angelenos across all regions overwhelmingly report feeling safe in their communities.

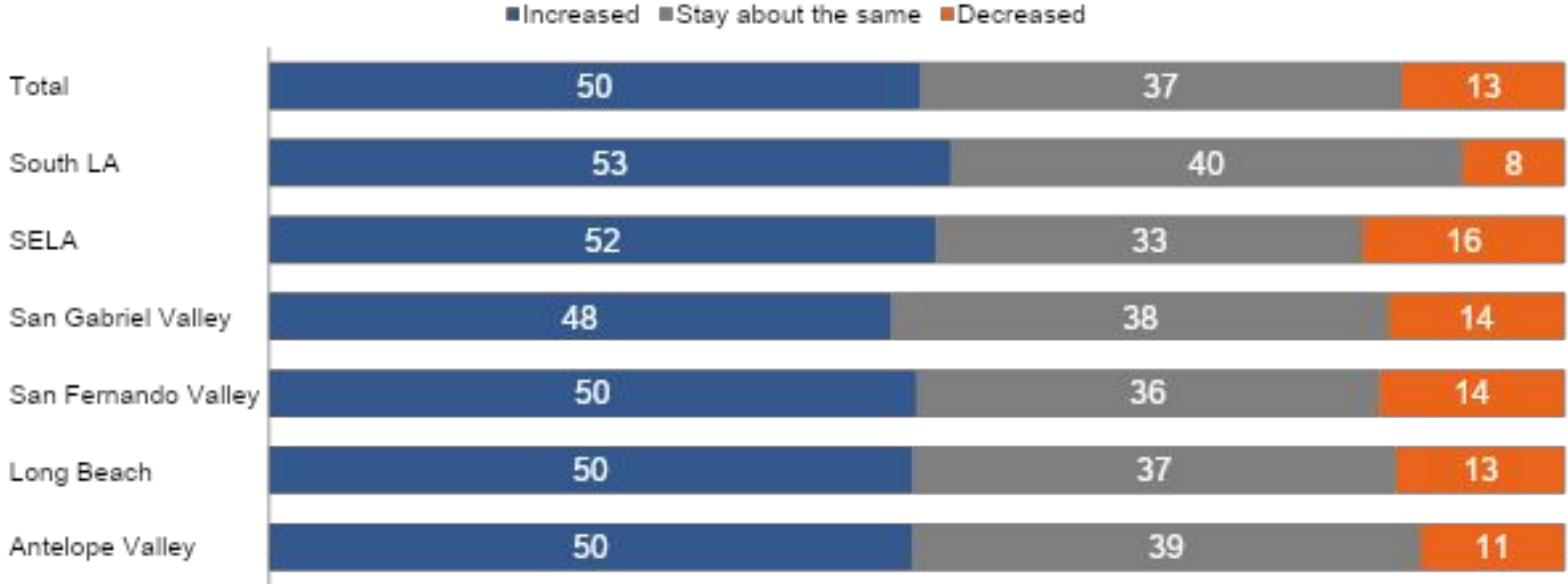
Which of the following statements do you agree with the most?

- I feel safe and comfortable living in my community
- I feel anxious, nervous, or worried about my safety in my community



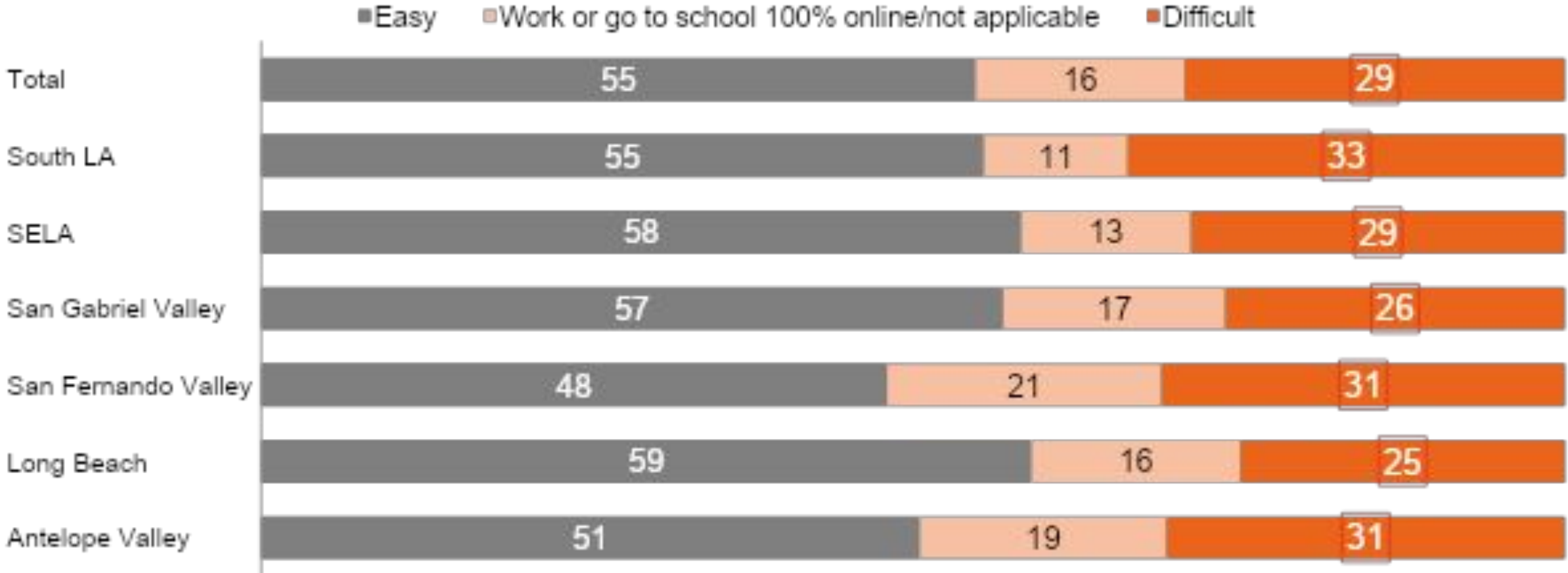
Respondents showed opposition towards decreasing police funding.

Thinking about police departments, do you think that spending on police funding should be:



Three out of ten Angelenos expressed that transportation for their work and family life is somewhat or very difficult.

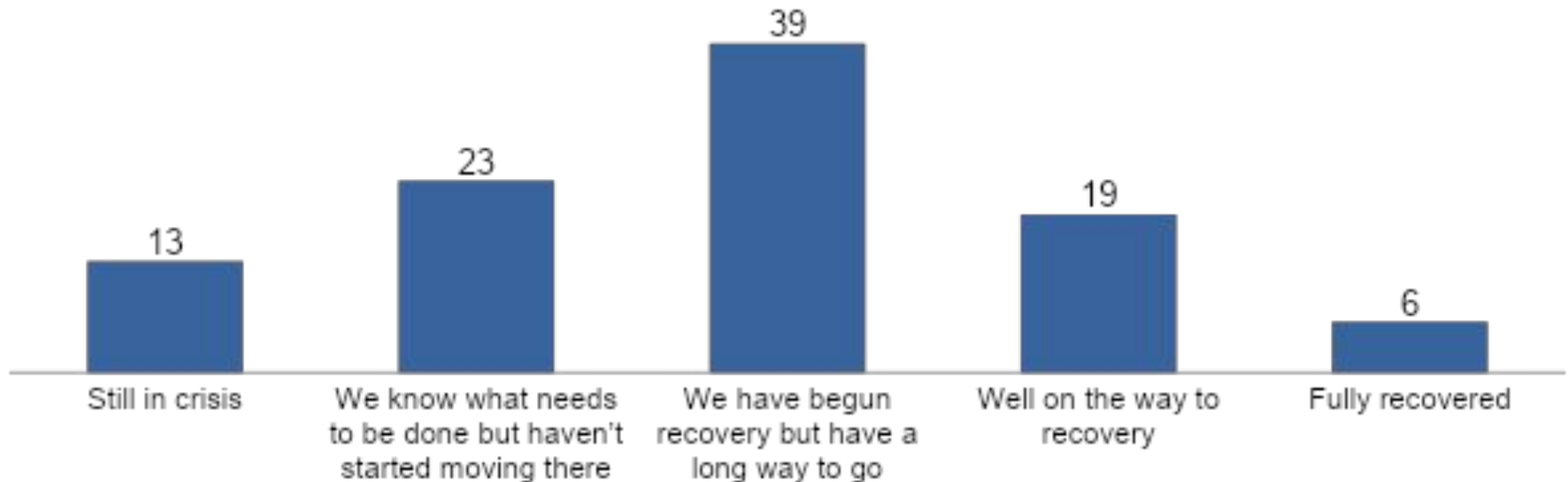
How difficult is transportation for your work and family life?



Road to recovery after COVID-19 pandemic for Angelenos

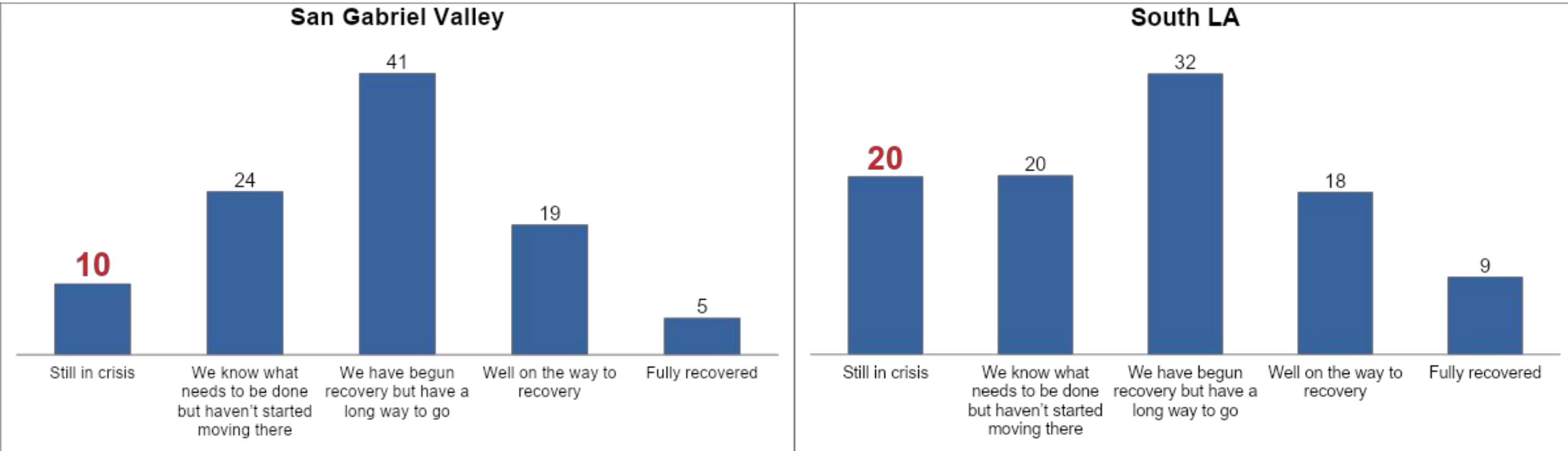
54% of Angelenos agree with the following statement: The worst of the Covid-19 pandemic is over, we have adjusted to the new normal and it's time we start addressing the issues created by the pandemic

Where would you say [REGION] is on the road to recovery?



However, some regions report still struggling with COVID more than others

Twice as many respondents in South LA say their region is “still in crisis” compared to SGV, SFV, and Long Beach where only 9-11% say their region is in crisis.



Angelenos relied on a variety of essential needs programs during the pandemic. Nearly half used one or more of these resources.

During this past year, have you relied on any of the following agencies/organizations for access to essential needs such as food, cash assistance, health care, or any other essential needs? (% yes reported)

| | Total | Antelope Valley | Long Beach | San Fernando Valley | San Gabriel Valley | SELA | South LA |
|---------------------------------------|-----------|-----------------|------------|---------------------|--------------------|-----------|-----------|
| Food bank | 31 | 31 | 30 | 23 | 25 | 34 | 40 |
| Non-profit or community organization | 27 | 23 | 29 | 23 | 23 | 31 | 36 |
| Community clinic | 27 | 25 | 31 | 23 | 20 | 29 | 35 |
| Church or religious center | 27 | 24 | 30 | 22 | 22 | 29 | 34 |
| Local school | 21 | 21 | 23 | 16 | 18 | 24 | 25 |
| TOTAL used 1 or MORE resources | 49 | 47 | 50 | 43 | 42 | 52 | 57 |
| TOTAL used 2 or MORE resources | 37 | 35 | 42 | 32 | 31 | 40 | 45 |

Road to recovery after COVID-19 pandemic for Angelenos

Have you or anyone you know experienced the following as a result of the Covid-19 pandemic? (% yes reported)

| | Total | Antelope Valley | Long Beach | San Fernando Valley | San Gabriel Valley | SELA | South LA |
|---|-------|-----------------|------------|---------------------|--------------------|------|----------|
| Struggled to buy groceries and other household essentials | 46 | 47 | 42 | 46 | 46 | 46 | 51 |
| Had work hours or pay cut, but kept job | 45 | 42 | 44 | 43 | 44 | 47 | 50 |
| Struggled to make rent or mortgage payments | 45 | 46 | 44 | 44 | 42 | 46 | 48 |
| Lost a job and was not rehired | 34 | 34 | 33 | 35 | 30 | 36 | 39 |
| Lost a job but was rehired | 28 | 28 | 29 | 24 | 24 | 31 | 34 |
| Had to shut down their business | 27 | 27 | 29 | 23 | 24 | 24 | 33 |
| Lost employer-provided health insurance or other benefits | 26 | 25 | 27 | 24 | 25 | 23 | 31 |
| Unable to pay for a medical procedure or surgery | 25 | 23 | 27 | 26 | 24 | 21 | 30 |
| Struggled to buy groceries and other household essentials | 46 | 47 | 42 | 46 | 46 | 46 | 51 |
| TOTAL experienced 1 or MORE difficulties | 70 | 70 | 70 | 69 | 68 | 70 | 72 |
| TOTAL experienced 2 or MORE difficulties | 57 | 56 | 57 | 56 | 54 | 59 | 60 |

Road to recovery after COVID-19 pandemic for Angelenos

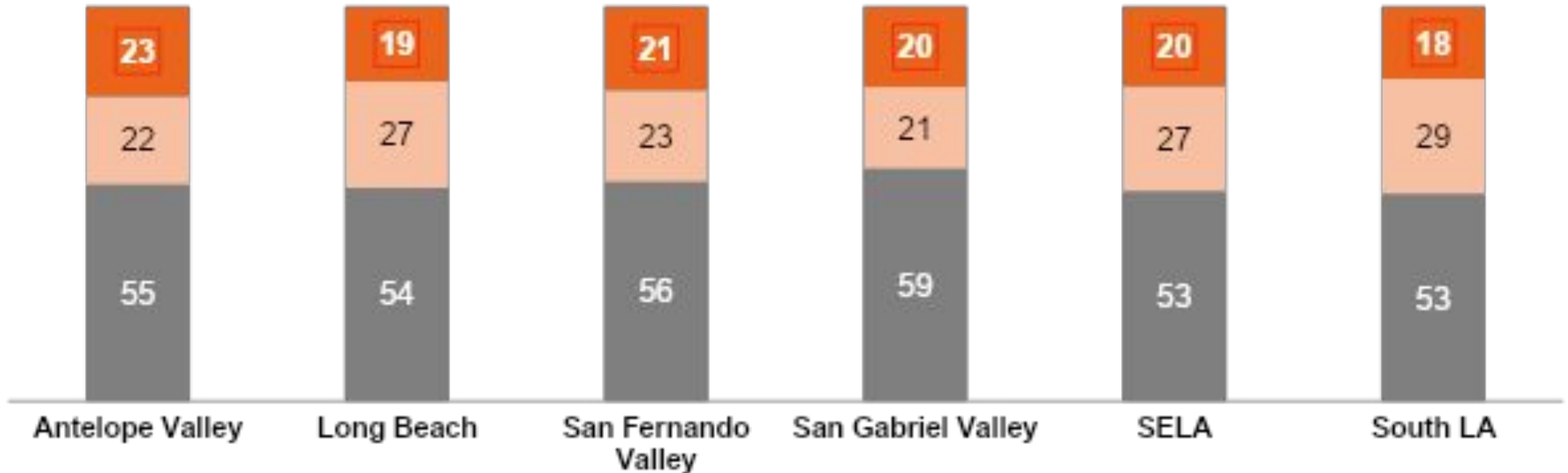
Have you or anyone you know experienced the following as a result of the Covid-19 pandemic? (% yes reported)

| | Antelope Valley | Long Beach | San Fernando Valley | San Gabriel Valley | SELA | South LA |
|---|-----------------|------------|---------------------|--------------------|------|----------|
| Struggled to buy groceries and other household essentials | 68 | 60 | 67 | 68 | 65 | 70 |
| Had work hours or pay cut, but kept job | 61 | 64 | 62 | 65 | 68 | 70 |
| Struggled to make rent or mortgage payments | 66 | 64 | 64 | 61 | 66 | 67 |
| Lost a job and was not rehired | 49 | 48 | 51 | 45 | 51 | 53 |
| Lost a job but was rehired | 40 | 42 | 36 | 35 | 44 | 47 |
| Had to shut down their business | 39 | 41 | 33 | 36 | 34 | 45 |
| Lost employer-provided health insurance or other benefits | 36 | 40 | 34 | 37 | 33 | 43 |
| Unable to pay for a medical procedure or surgery | 34 | 38 | 38 | 36 | 30 | 41 |

Road to recovery after COVID-19 pandemic for Angelenos

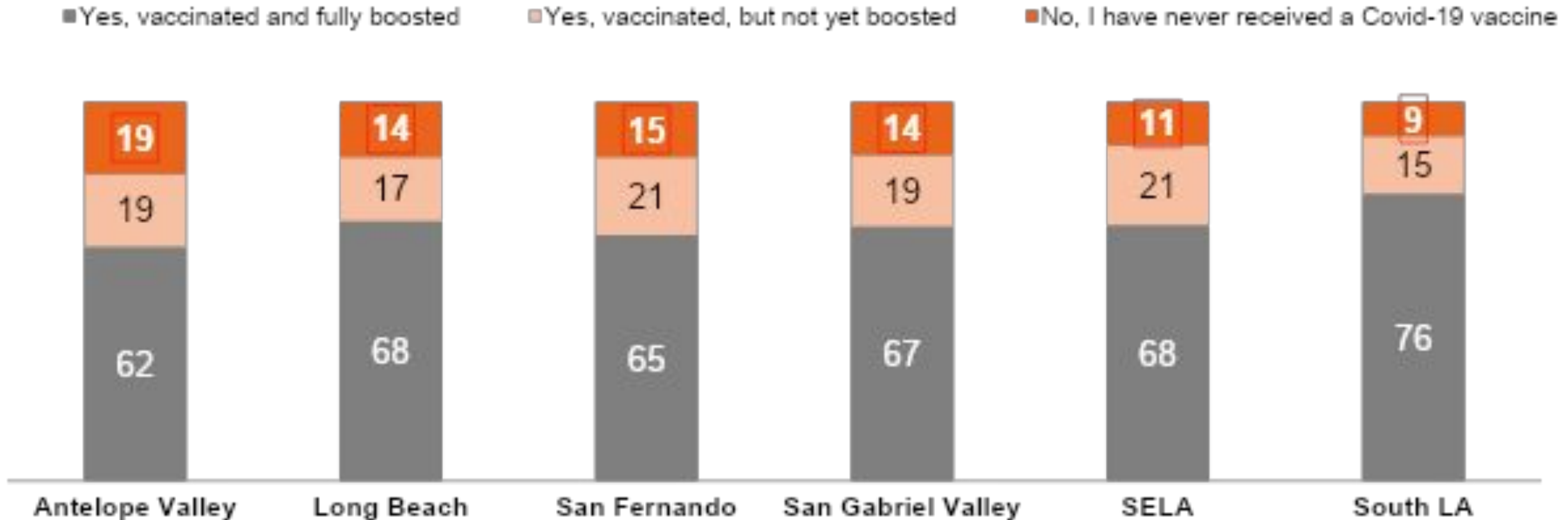
At any time since the start of the Covid-19 pandemic, did you fall behind on any monthly payments (e.g., rent, mortgage, car payment, utility bills, etc.)?

■ No, did not fall behind on any monthly payments ■ Yes, fell behind on one monthly payment ■ Yes, fell behind on two or more monthly payments



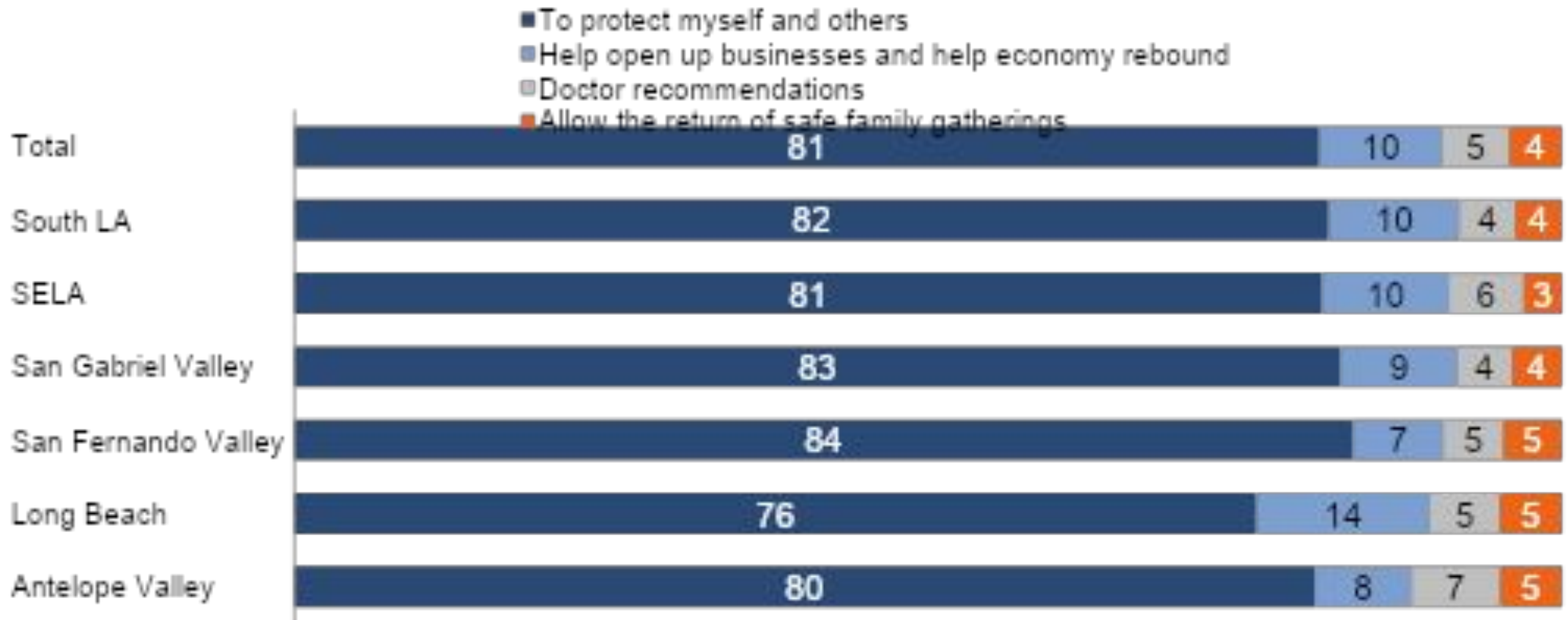
COVID-19 Vaccination Rates Throughout 6 Regions

Are you vaccinated against Covid-19?



COVID-19 Vaccines: Top Reasons Cited for Being Vaccinated

(If vaccinated) Which of the following reasons best explains why you have been vaccinated against Covid-19?



COVID-19 Vaccines: Top Reasons Cited for Being Unvaccinated

(If unvaccinated) Which of the following reasons best explains why you have not been vaccinated against Covid-19?

| | Total | Antelope Valley | Long Beach | San Fernando Valley | San Gabriel Valley | SELA | South LA |
|---|-----------|-----------------|------------|---------------------|--------------------|-----------|-----------|
| Religious reason or exemption | 10 | 10 | 14 | 13 | 6 | 12 | 6 |
| Do not trust the Covid-19 Vaccine | 72 | 69 | 70 | 74 | 74 | 72 | 71 |
| No internet access to sign up for the vaccine | 3 | 2 | 1 | 3 | 6 | 4 | 5 |
| Did not know how/where to sign up for the vaccine | 7 | 10 | 11 | 1 | 8 | 1 | 10 |
| No transportation to get to vaccination site/clinic | 5 | 3 | 2 | 7 | 6 | 6 | 6 |
| Could not get time off from work to get vaccinated | 2 | 5 | 1 | 1 | 0 | 2 | 2 |
| Vaccine website/registration not available in my language | 1 | 1 | 1 | 0 | 0 | 2 | 0 |

Doctors and healthcare professions are most trusted messengers for COVID Pandemic guidance and recommendations; Media is least trusted source.

Who do you trust with pandemic guidance and recommendations?

| Most Trusted | Antelope Valley | Long Beach | San Fernando Valley | San Gabriel Valley | SELA | South LA |
|---|------------------------|-------------------|----------------------------|---------------------------|-------------|-----------------|
| Doctors and Healthcare professionals | 62 | 63 | 64 | 65 | 61 | 63 |
| The Center for Disease Control | 15 | 10 | 12 | 15 | 14 | 13 |
| Least Trusted | Antelope Valley | Long Beach | San Fernando Valley | San Gabriel Valley | SELA | South LA |
| Media | 1 | 4 | 4 | 2 | 3 | 3 |
| Elected officials | 3 | 5 | 2 | 3 | 2 | 5 |
| Your employer | 3 | 5 | 2 | 2 | 3 | 5 |



**PAT BROWN INSTITUTE
FOR PUBLIC AFFAIRS**

Unleashing the Power of Participation



California
COMMUNITY
Foundation

Los Angeles Regional Recovery Hubs

Matt Barreto, PhD

matt@bspresearch.com