



**PAT BROWN INSTITUTE
FOR PUBLIC AFFAIRS**

Unleashing the Power of Participation



California
COMMUNITY
Foundation

Los Angeles 6-Region Recovery Hubs:

Antelope Valley, Long Beach, San Fernando Valley, San Gabriel Valley, SELA, & South Los Angeles

Matt A. Barreto

matt@bspresearch.com

BSP★RESEARCH

February 14, 2023

About the Survey

- Total N=3,000 (+/-1.8%) Los Angeles Residents
 - Antelope Valley, Long Beach, San Fernando Valley, San Gabriel Valley, SELA, South Los Angeles
- Field Dates: November 16, 2022 – January 14, 2023
- English or Spanish, according to preference
- Mixed mode: 75% online, 25% live telephone interviews

Key Findings

- **An overall theme throughout the findings is consistency on issues across regions such as community priorities, trust in government, as well as access to public services like transportation.**
 - Majority of respondents throughout all regions agree that things in their communities are headed in the right direction.
 - Angelenos across regions feel similarly on safety in their communities – 75% total Angelenos feel safe and comfortable in their communities.
- **While results are consistent regionwide, there are some on which Angelenos reports' expose disparities.**
 - About twice as many respondents in SELA and South LA believe their communities are "still in crisis" after the COVID-19 pandemic, in comparison with those in Long Beach, San Gabriel Valley, and San Fernando Valley.
 - More Angelenos living in South LA reported being significantly impacted by extreme weather than those living elsewhere.



**PAT BROWN INSTITUTE
FOR PUBLIC AFFAIRS**

Unleashing the Power of Participation



California
COMMUNITY
Foundation

Community Priorities and 2022 Elections

BSP★RESEARCH

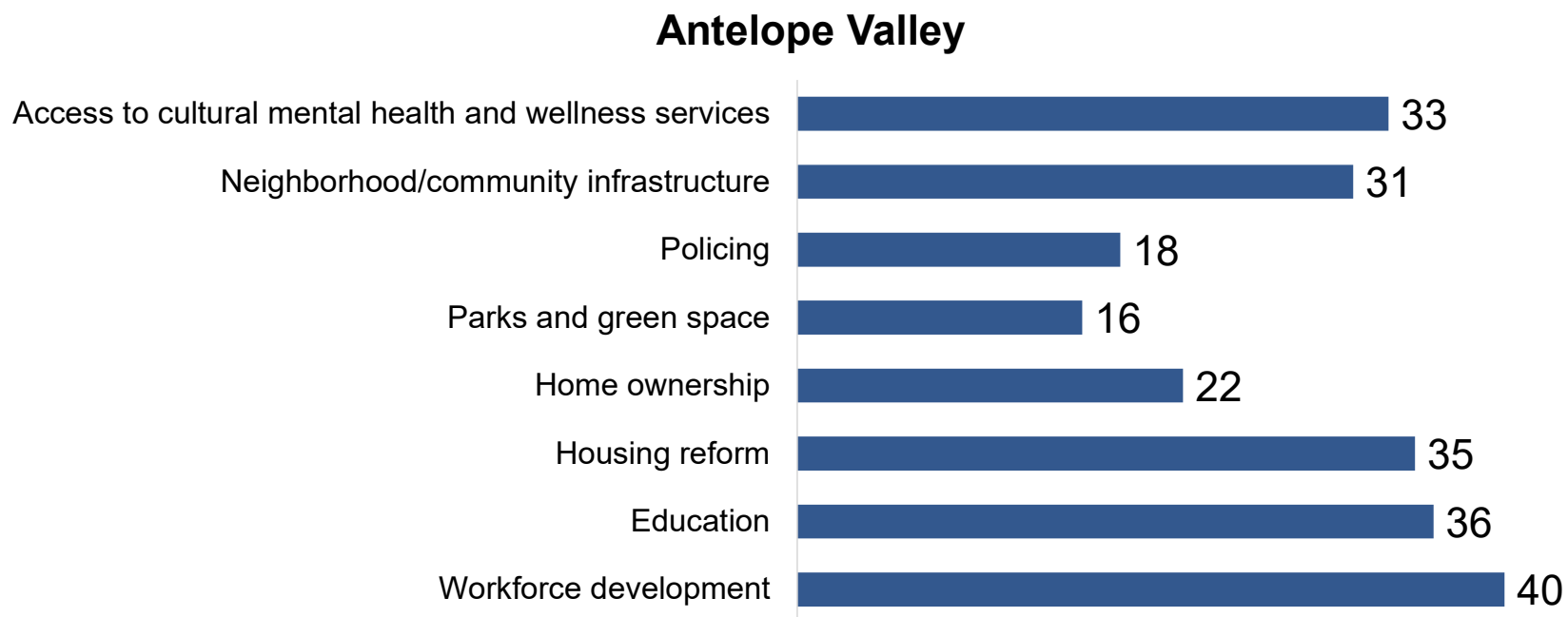
Top Community Priorities in 6 Regions

Many community leaders and elected officials say that we can recover from the pandemic and be better off than we were before. Thinking about your community, what would you say are top priorities that need to be addressed to better [REGION]?

Housing reform	39
Education	38
Workforce development	36
Neighborhood/community infrastructure	35
Access to cultural mental health and wellness services	29
Home ownership	22
Policing	21
Parks and green space	14

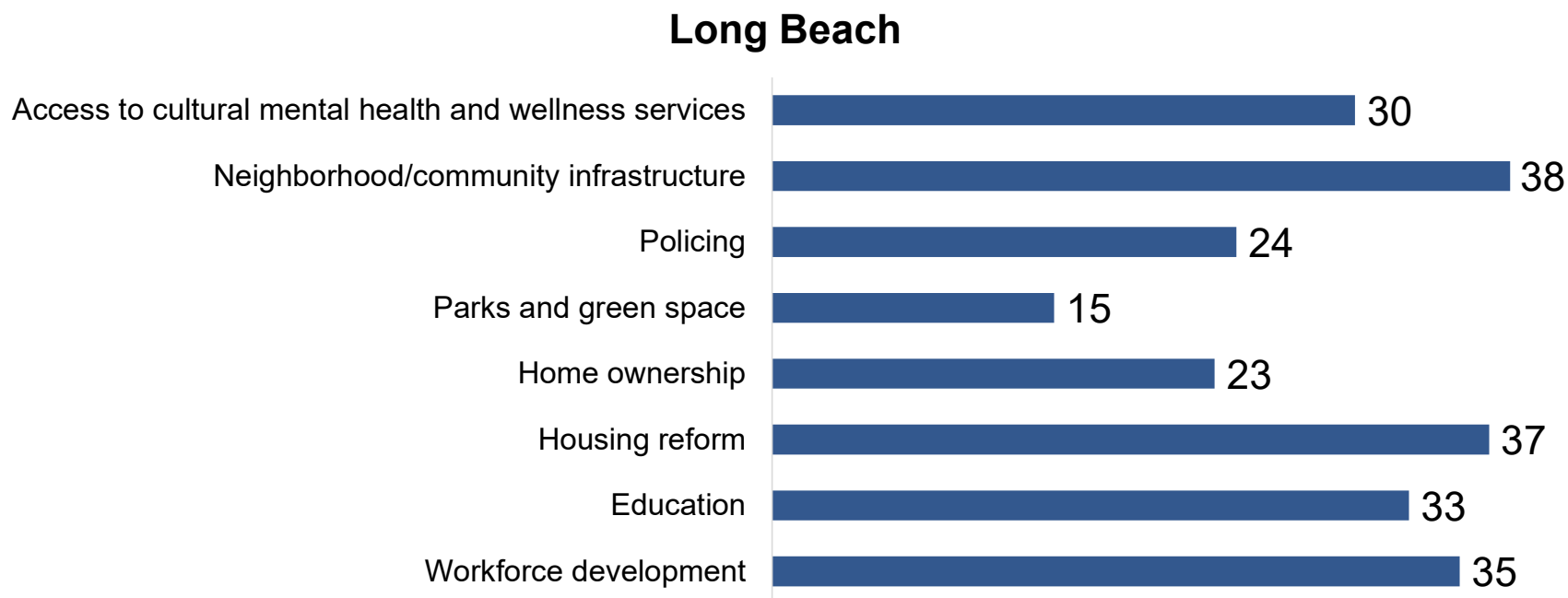
Top Community Priorities: Antelope Valley

Many community leaders and elected officials say that we can recover from the pandemic and be better off than we were before. Thinking about your community, what would you say are top priorities that need to be addressed to better Antelope Valley?



Top Community Priorities: Long Beach

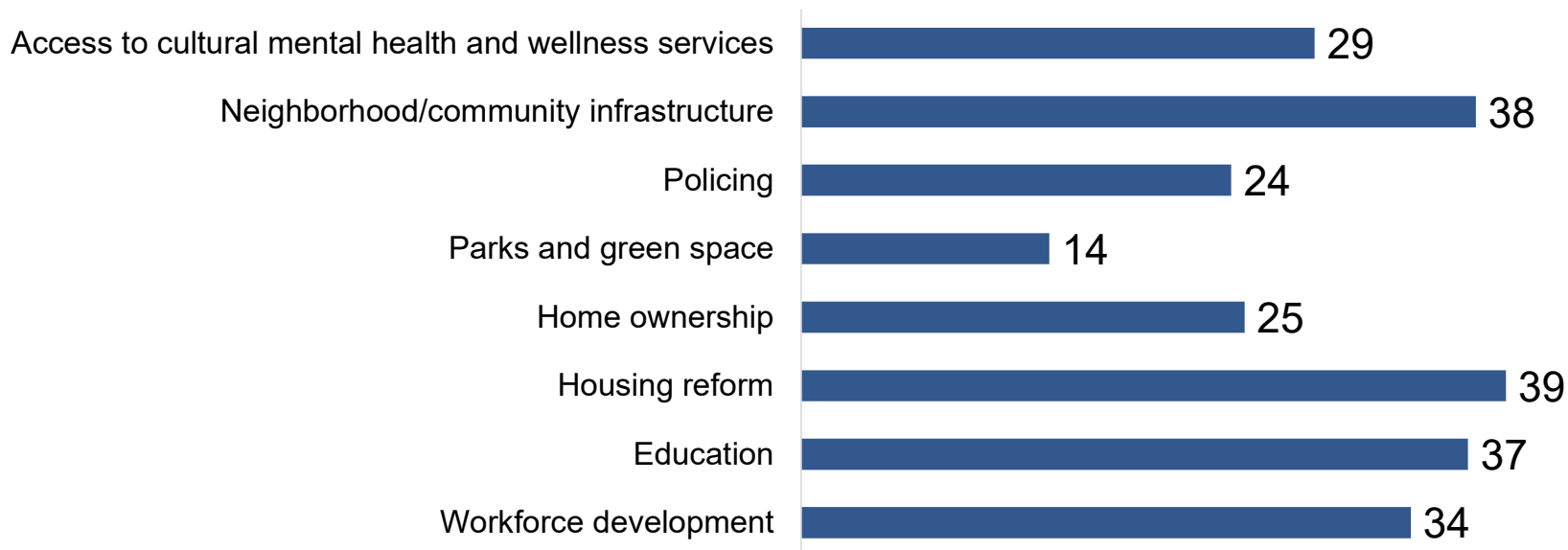
Many community leaders and elected officials say that we can recover from the pandemic and be better off than we were before. Thinking about your community, what would you say are top priorities that need to be addressed to better Long Beach?



Top Community Priorities: San Fernando Valley

Many community leaders and elected officials say that we can recover from the pandemic and be better off than we were before. Thinking about your community, what would you say are top priorities that need to be addressed to better San Fernando Valley?

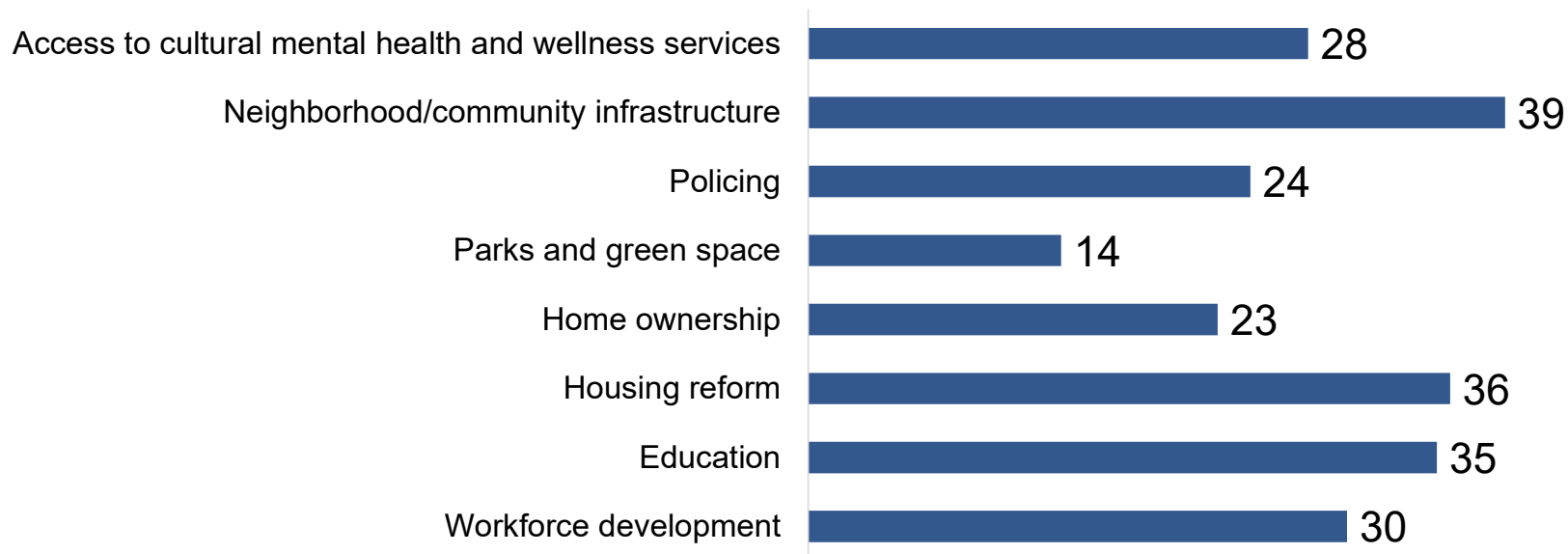
San Fernando Valley



Top Community Priorities: San Gabriel Valley

Many community leaders and elected officials say that we can recover from the pandemic and be better off than we were before. Thinking about your community, what would you say are top priorities that need to be addressed to better San Gabriel Valley?

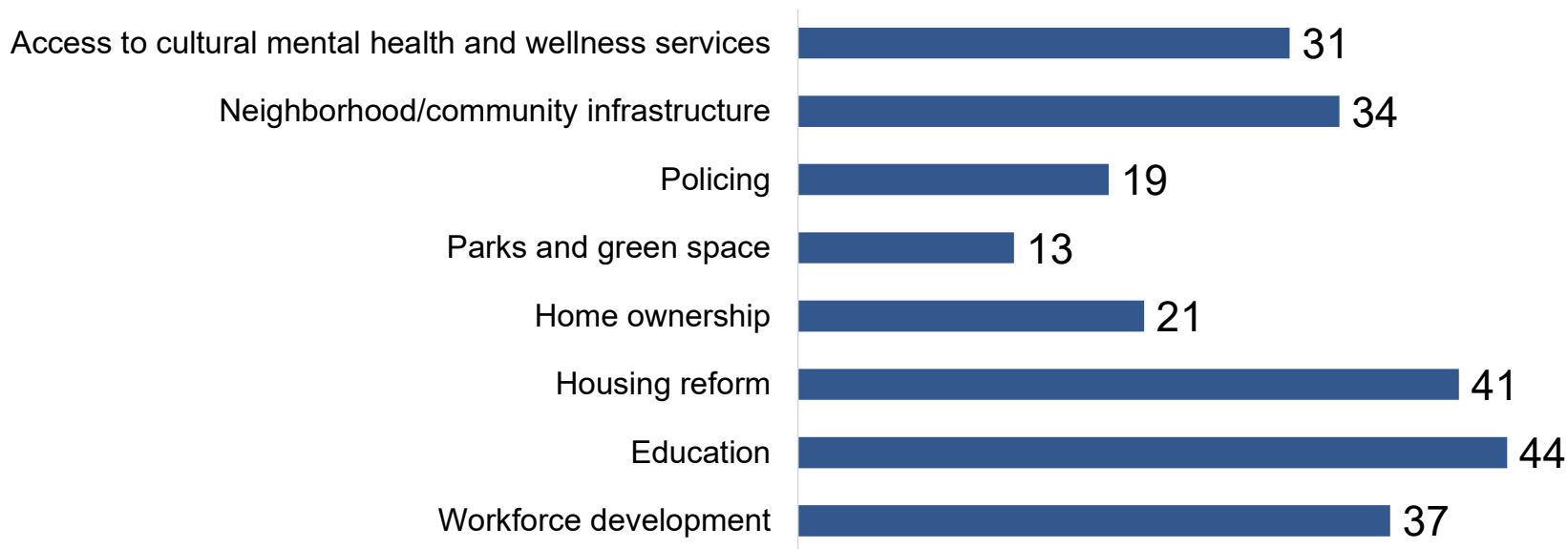
San Gabriel Valley



Top Community Priorities: Southeast LA

Many community leaders and elected officials say that we can recover from the pandemic and be better off than we were before. Thinking about your community, what would you say are top priorities that need to be addressed to better Southeast LA?

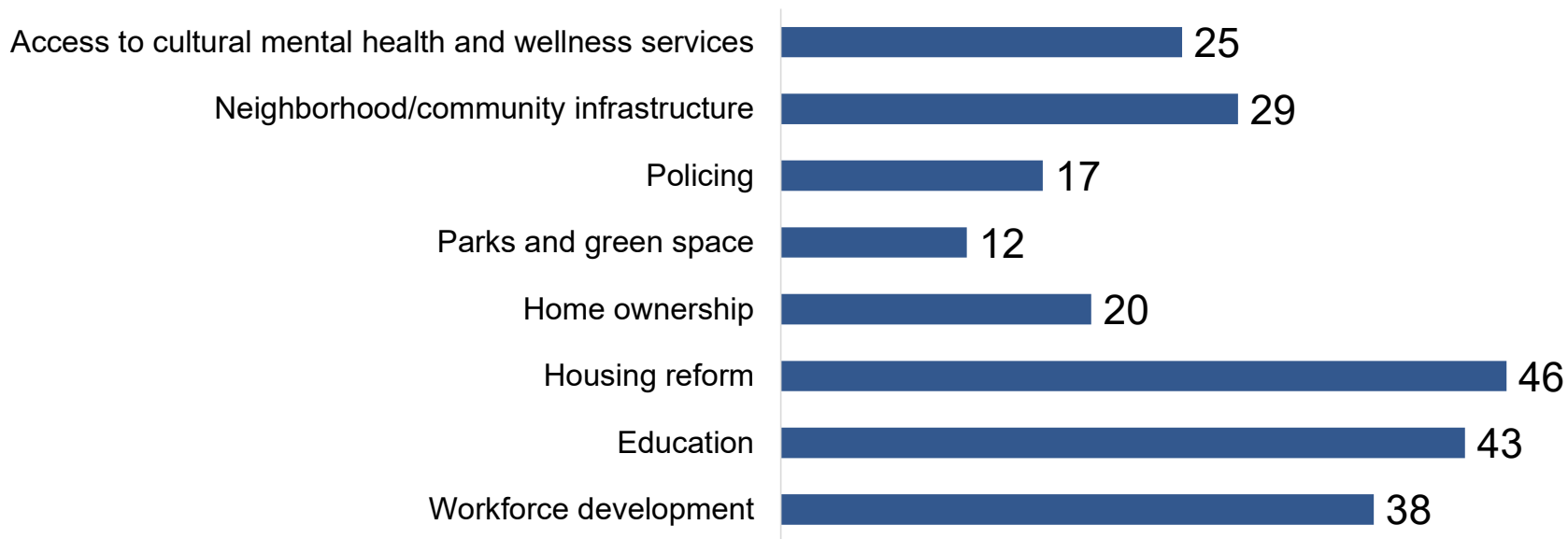
Southeast LA



Top Community Priorities: South LA

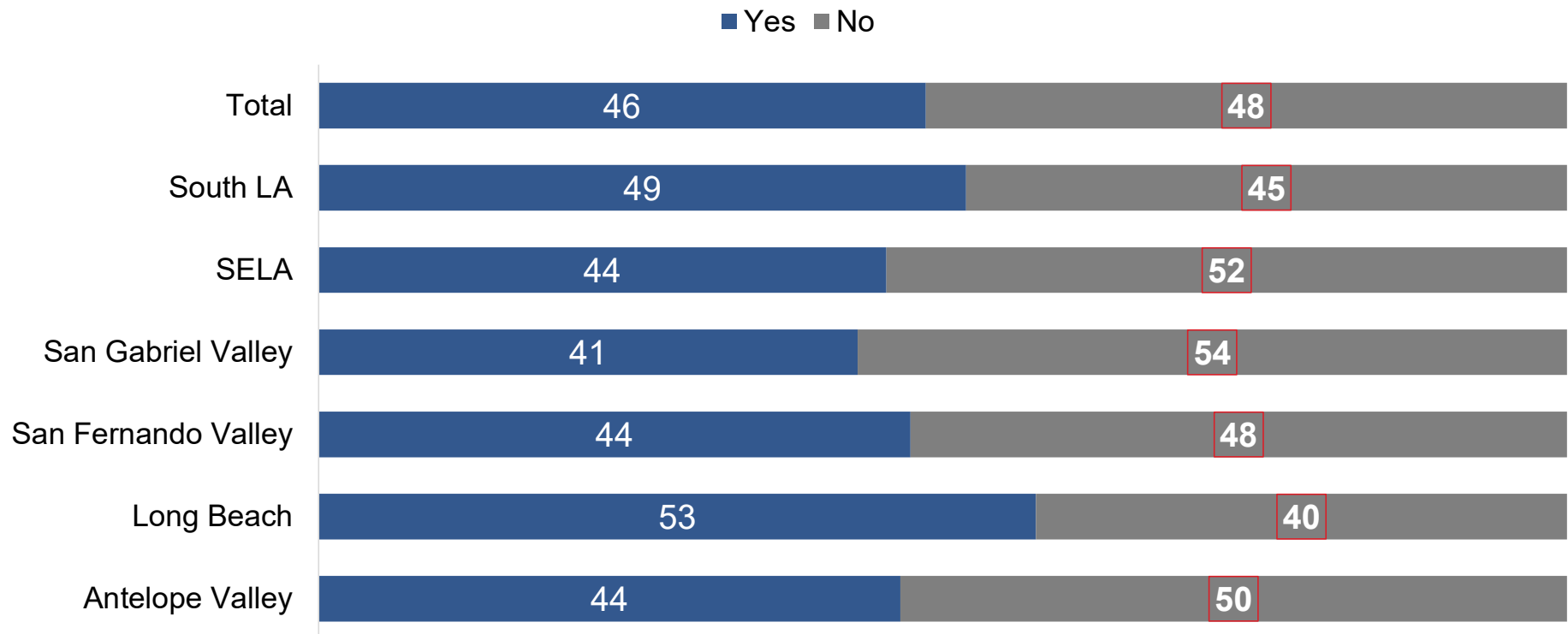
Many community leaders and elected officials say that we can recover from the pandemic and be better off than we were before. Thinking about your community, what would you say are top priorities that need to be addressed to better [REGION]?

South LA



2022 Elections - Voter engagement efforts reached an average of 46% respondents throughout our 6 regions.

Over the past year, were you asked to register to vote or vote in the 2022 elections by a candidate, a person working for a candidate, or someone from community organization?



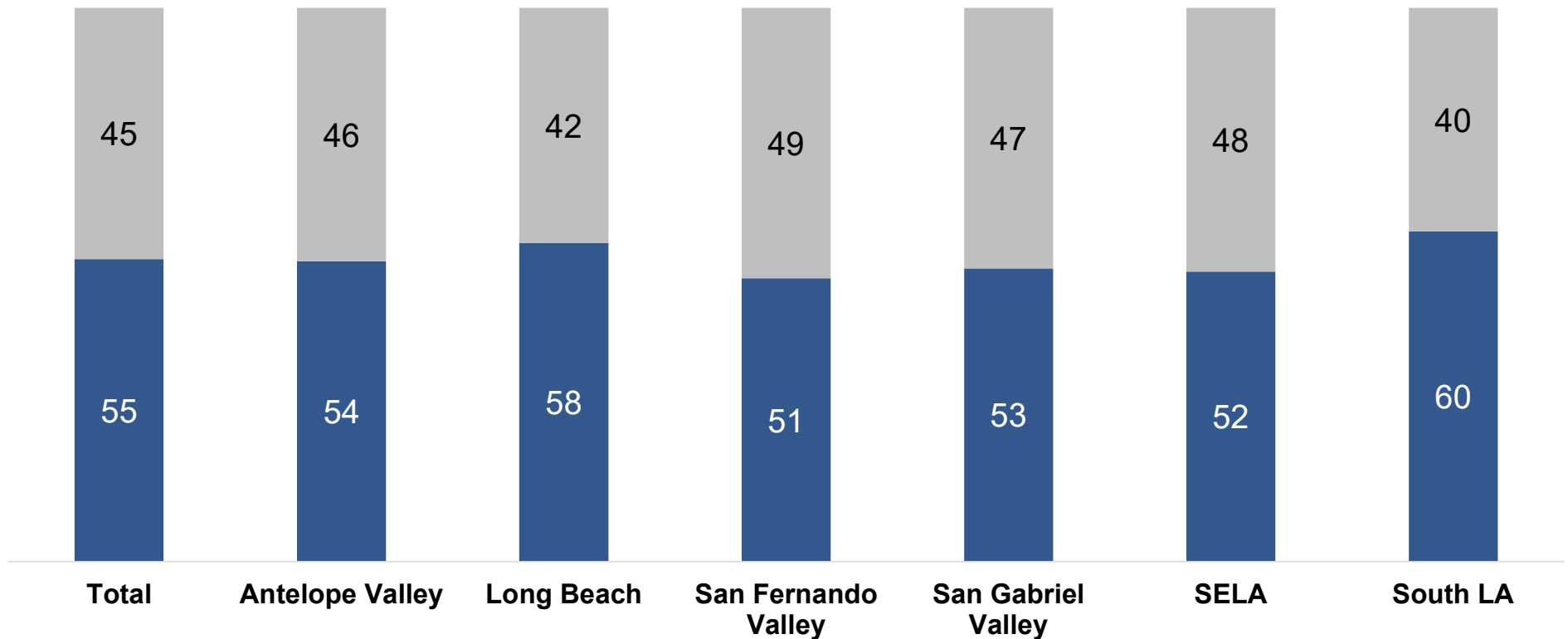
Angelenos report being more likely to participate in local politics after COVID by talking to friends/family about an issue involving government.

Many people don't have much time for participating in local politics. However, have you been more likely to do any of the following either in person or online due to Covid? (% yes reported)

	Total	Antelope Valley	Long Beach	San Fernando Valley	San Gabriel Valley	SELA	South LA
Talked to friends or family about an issue involving government	84	84	86	84	84	84	79
Posted a message on Facebook, Twitter, or other social media about a social or political issue	53	54	52	49	49	57	59
Signed a letter or petition about a social or political issue	51	45	49	46	54	53	55
Communicated with an elected official	37	34	45	33	31	33	44
Attended a public meeting or hearing of a government agency	32	33	36	27	25	33	39
Attended a political protest, march, or rally	33	32	38	29	27	32	38
Given money to a political campaign or political cause	30	25	37	27	30	25	35
Volunteered to work in a political campaign or for a political cause	27	32	34	23	19	22	34
Attended a PTA meeting or other volunteer group at your child's school	38	39	38	32	28	37	52

On the topic of taxes and government social services, majority of respondents are in favor of paying higher taxes in return for more government social services.

■ Pay higher taxes, more government social services ■ Pay lower taxes, fewer government social services





**PAT BROWN INSTITUTE
FOR PUBLIC AFFAIRS**

Unleashing the Power of Participation

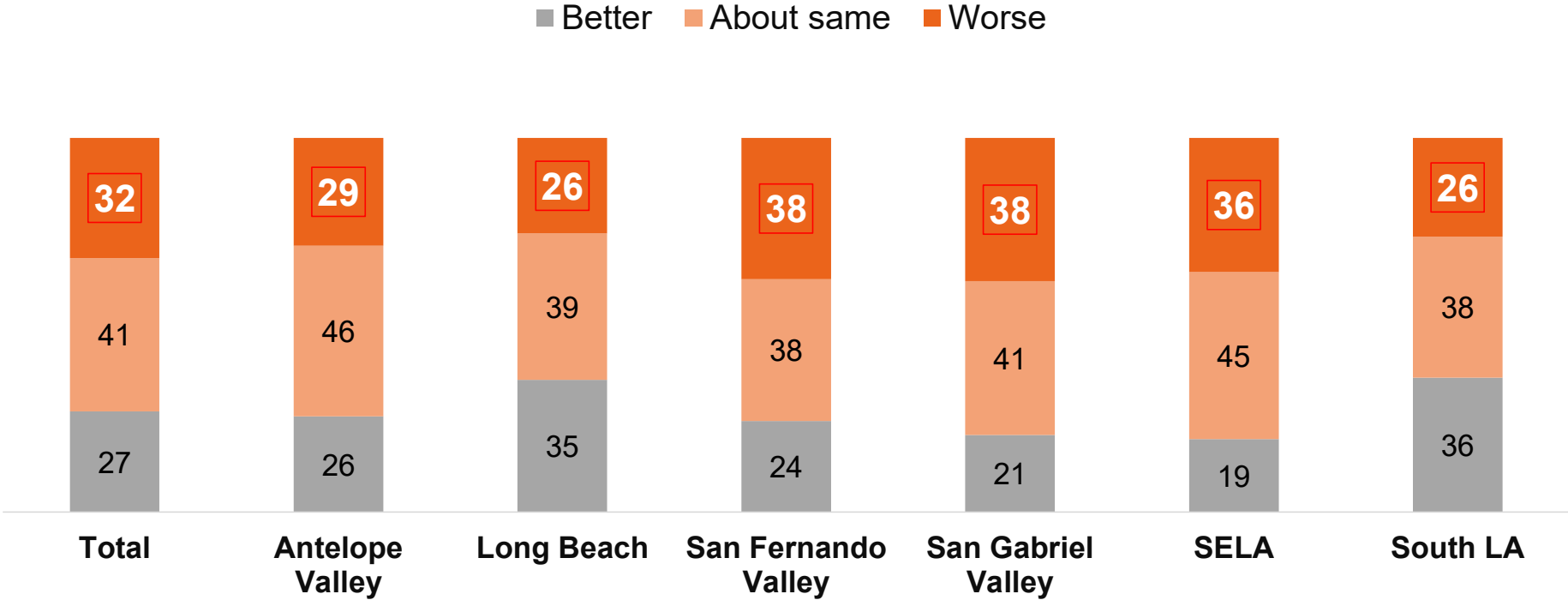


California
COMMUNITY
Foundation

Recovery from Covid-19 Pandemic and its Impacts

Respondents' financial situations fared distinctively in each region. Those residing in SFV and SGV felt the most negative impacts on their finances, as opposed to those in Long Beach and South LA.

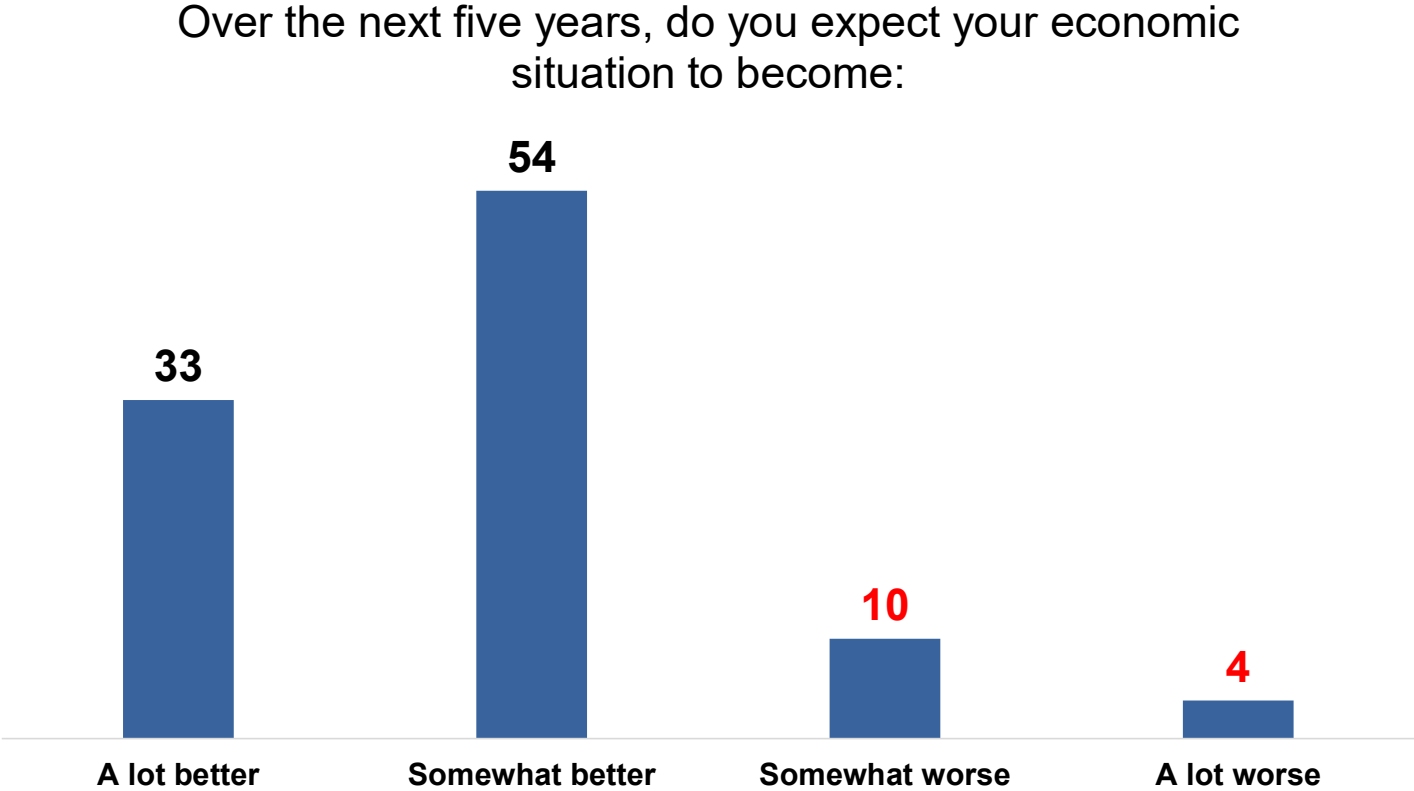
How is your current financial situation compared to before the pandemic?



Nov 16, 2022 – Jan 14, 2023, N=3,000 (+/- 1.8%)

Angelenos are hopeful that they can recover financially for the better in the next 5 years.

- An average 41% of Angelenos report their financial situation is about the same as before the COVID-19 pandemic, 32% say its worse, and 27% report it is better than before the pandemic.
- Despite this, most Angelenos are hopeful that their financial situations will better over the next five years.



Angelenos are hopeful that they can recover financially for the better in the next 5 years.

Hopes of economic recovery fared similarly throughout regions, with most respondents projecting that their financial situations will take one to two years to recover from Covid-19.

Expected time to recover financially from COVID-19 pandemic	Antelope Valley	Long Beach	San Fernando Valley	San Gabriel Valley	SELA	South LA
Less than 1 month	5	6	3	3	2	4
1-6 months	12	15	13	15	11	18
6-12 months	17	17	18	15	19	20
1-2 years	30	23	30	28	32	23
3-5 years	13	12	12	16	11	10
More than 5 years	5	6	7	5	6	6
My finances were not hurt by the pandemic	18	21	18	19	18	19

One concerning finding is the rate of respondents that reported having less than \$100 in savings, or savings for emergencies.

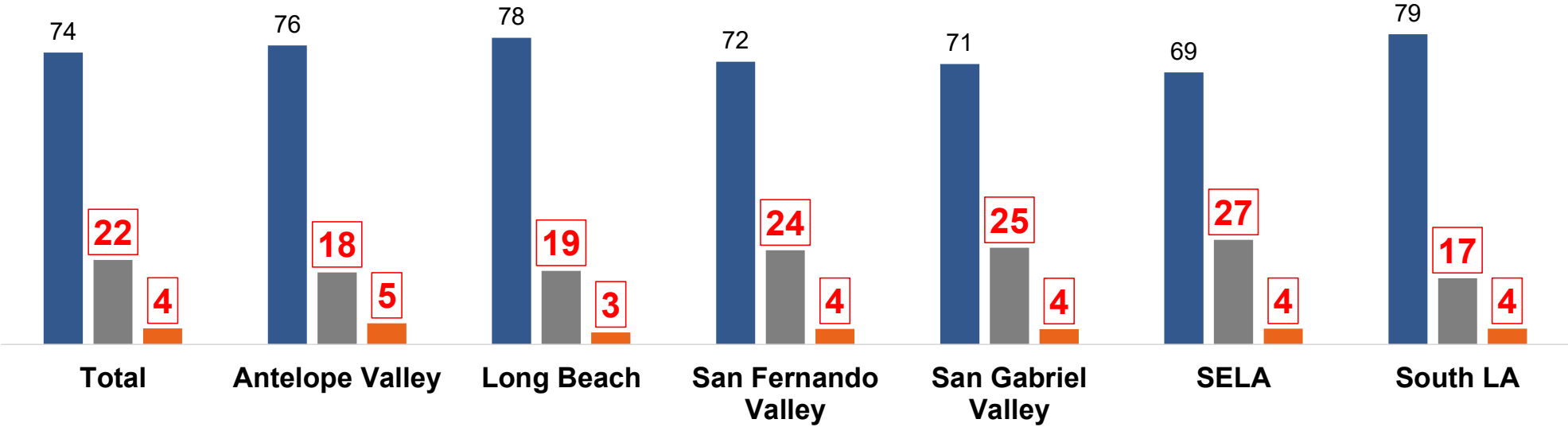
About how much money do you currently have in savings, or saved for emergencies?

	Antelope Valley	Long Beach	San Fernando Valley	San Gabriel Valley	SELA	South LA
Less than \$100	26	17	24	22	28	18
Between \$100 and \$500	16	12	14	14	17	14
Between \$500 and \$1000	15	14	13	9	16	12
Between \$1000 and \$3000	17	14	15	17	15	17
Between \$3000 and \$5000	10	13	12	9	9	12
Between \$5000 and \$10,000	7	12	7	10	7	15
More than \$10,000	10	18	15	19	9	12

While an average 74% of Angelenos say they have a steady place to live, 22% reported being worried about losing their homes in the future, and 4% do not have a steady home.

Which of the following best describes your housing situation?

- I have a steady place to live
- I have a place to live today, but am worried about losing it in the future
- I do not have a steady place to live

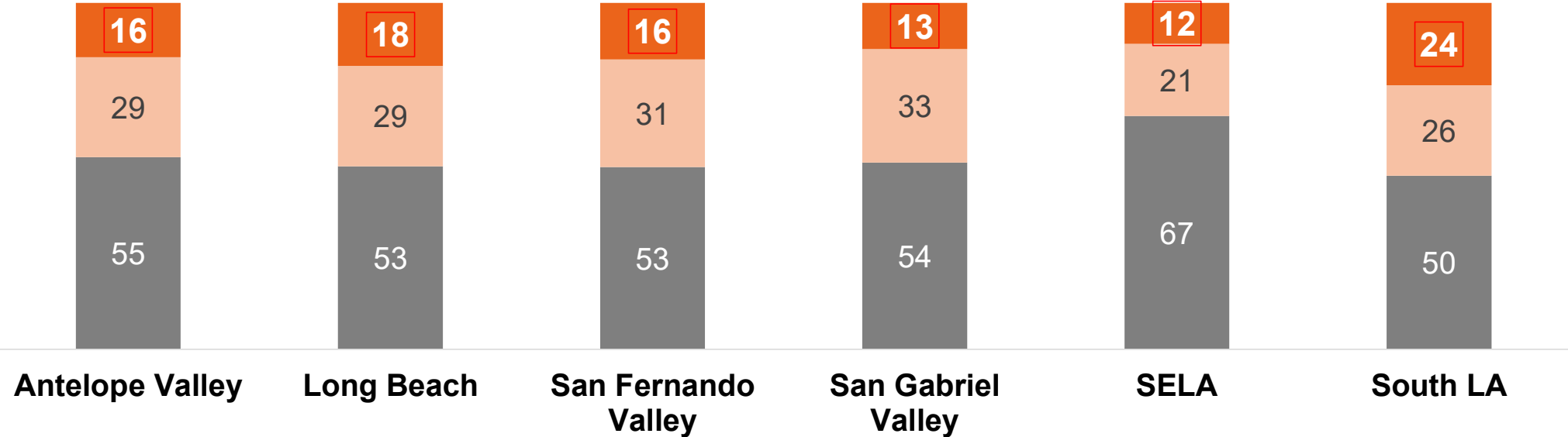


Nov 16, 2022 – Jan 14, 2023, N=3,000 (+/- 1.8%)

South LA, Long Beach, as well as SFV and SGV respondents felt the most significantly impacted by extreme weather in their communities.

Have you been personally affected by extreme weather (e.g., extreme heat, wildfires, drought)?

■ Little to no impact ■ Somewhat impacted ■ Significantly impacted

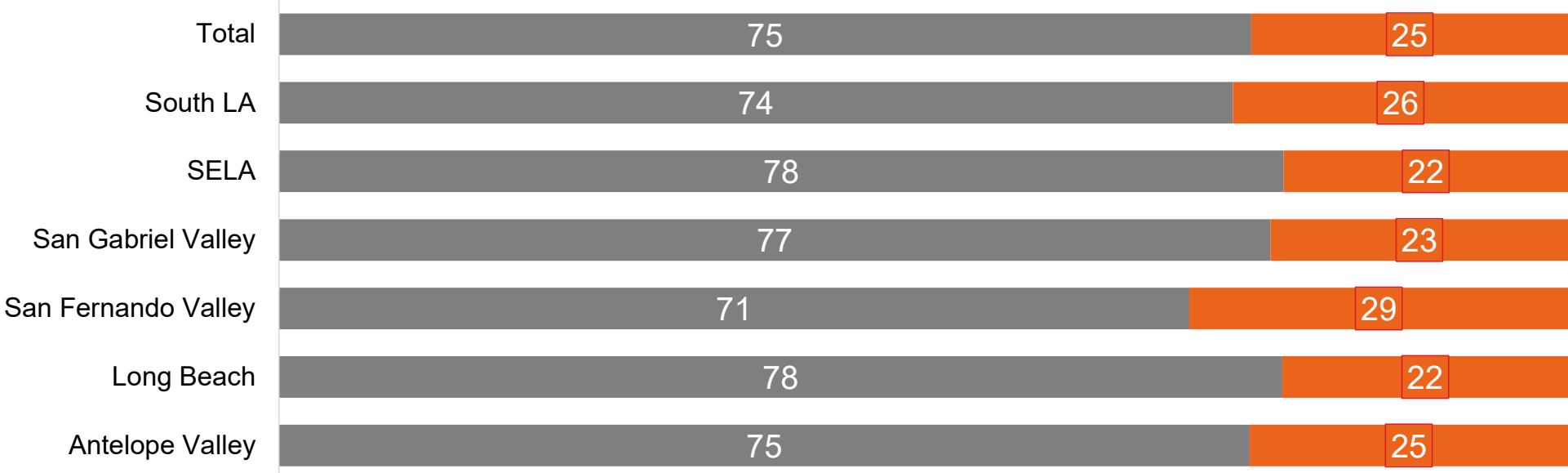


Nov 16, 2022 – Jan 14, 2023, N=3,000 (+/- 1.8%)

Despite this, most Angelenos across all regions overwhelmingly report feeling safe in their communities.

Which of the following statements do you agree with the most?

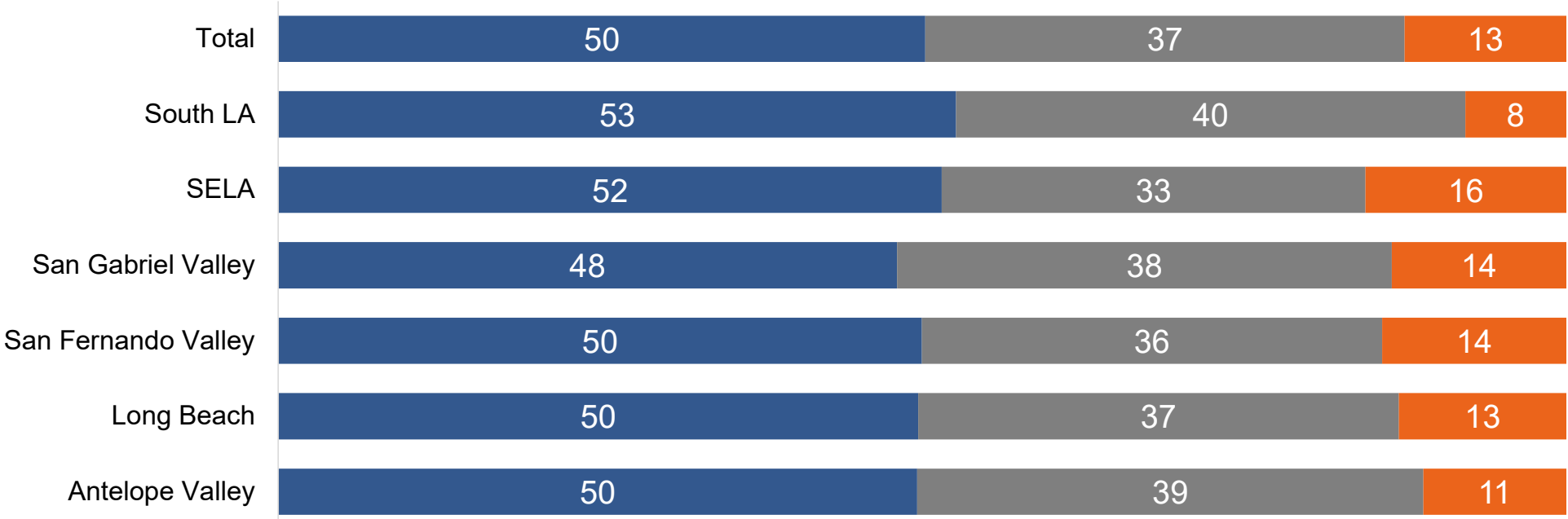
- I feel safe and comfortable living in my community
- I feel anxious, nervous, or worried about my safety in my community



Respondents showed opposition towards decreasing police funding.

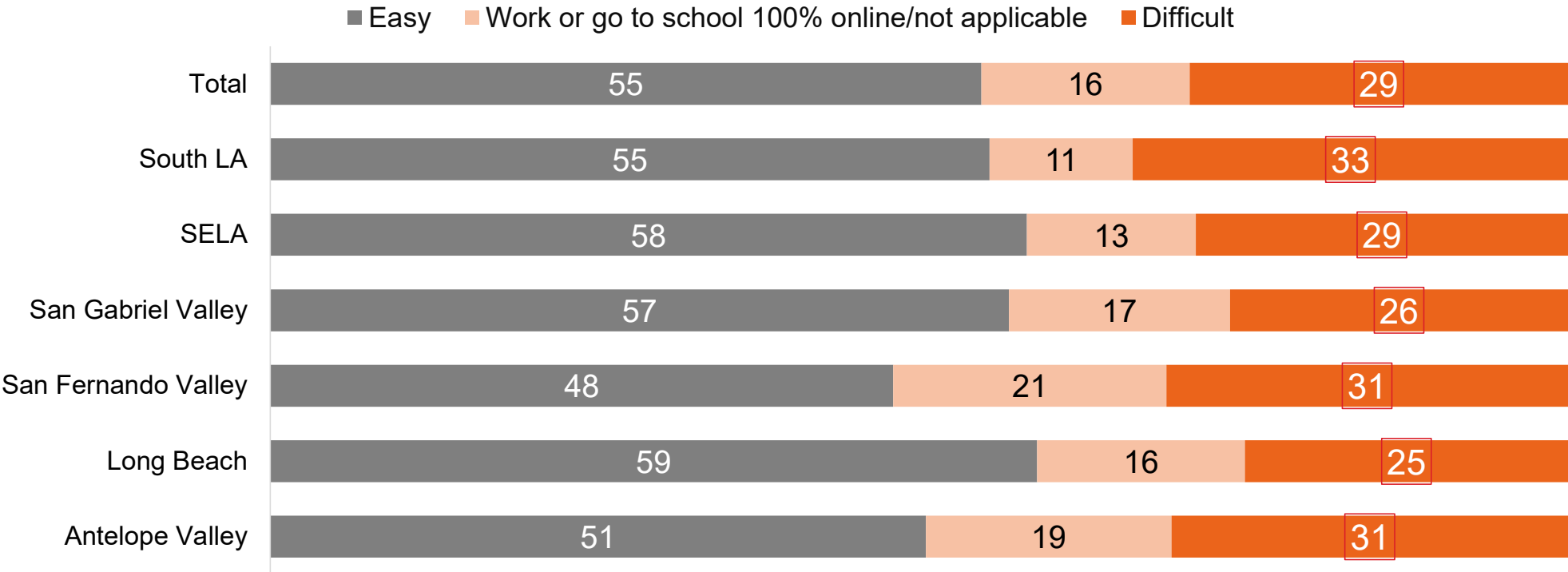
Thinking about police departments, do you think that spending on police funding should be:

■ Increased ■ Stay about the same ■ Decreased



Three out of ten Angelenos expressed that transportation for their work and family life is somewhat or very difficult.

How difficult is transportation for your work and family life?

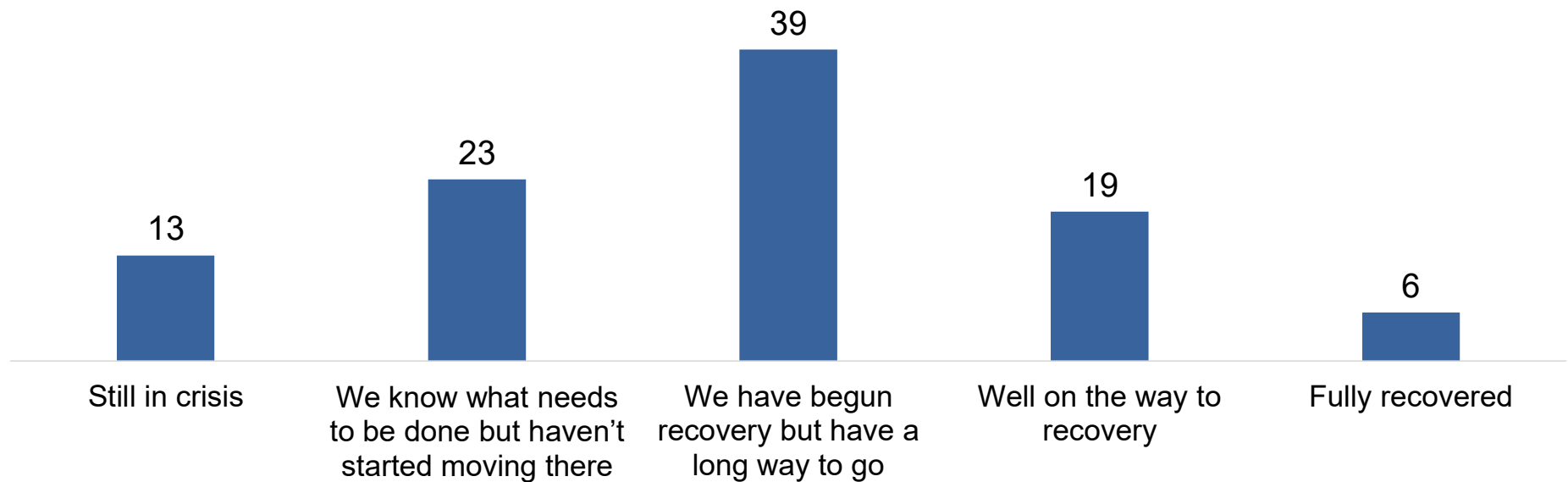


Nov 16, 2022 – Jan 14, 2023, N=3,000 (+/- 1.8%)

Road to recovery after COVID-19 pandemic for Angelenos

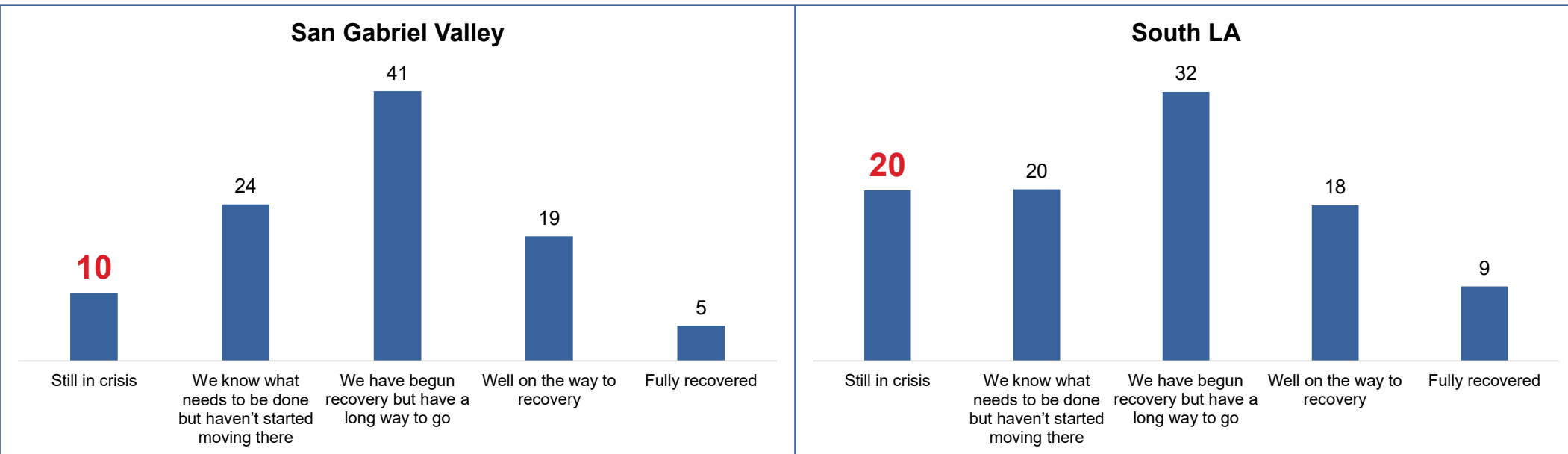
54% of Angelenos agree with the following statement: The worst of the Covid-19 pandemic is over, we have adjusted to the new normal and it's time we start addressing the issues created by the pandemic

Where would you say [REGION] is on the road to recovery?



However, some regions report still struggling with COVID more than others

Twice as many respondents in South LA say their region is “still in crisis” compared to SGV, SFV, and Long Beach where only 9-11% say their region is in crisis.



Essential needs programs, specifically food banks, were highly used resources during the pandemic throughout our 6 regions.

During this past year, have you relied on any of the following agencies/organizations for access to essential needs such as food, cash assistance, health care, or any other essential needs? (% yes reported)

	Antelope Valley	Long Beach	San Fernando Valley	San Gabriel Valley	SELA	South LA
Non-profit or community organization	50	59	52	54	59	63
Local school	45	47	37	43	45	44
Community clinic	52	61	53	48	56	61
Church or religious center	50	59	50	51	56	59
Food bank	65	60	54	60	64	71

Road to recovery after COVID-19 pandemic for Angelenos

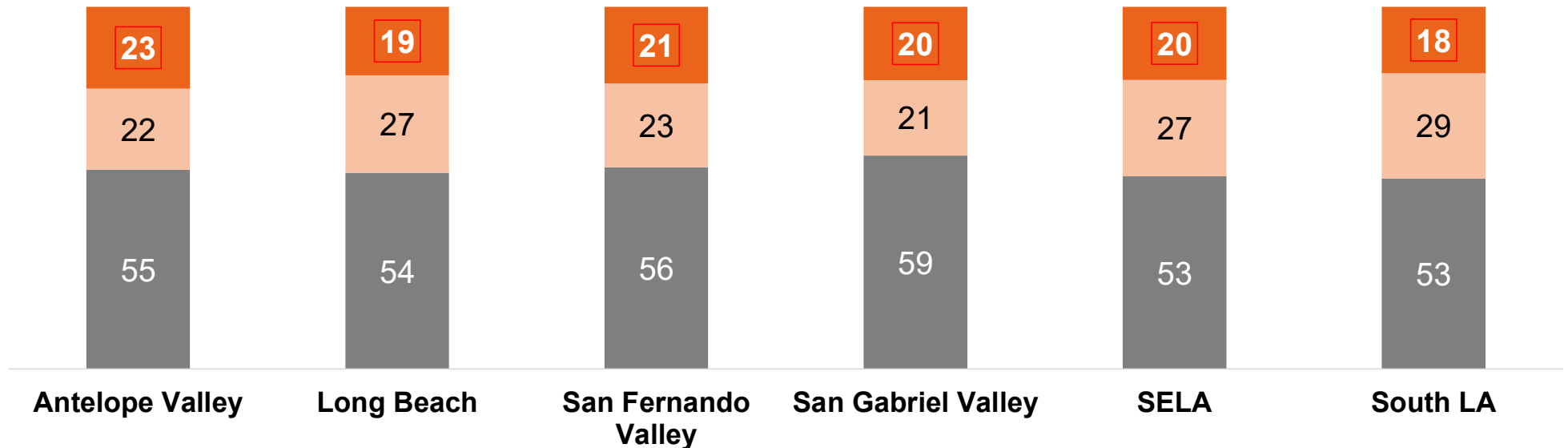
Have you or anyone you know experienced the following as a result of the Covid-19 pandemic? (% yes reported)

	Antelope Valley	Long Beach	San Fernando Valley	San Gabriel Valley	SELA	South LA
Struggled to buy groceries and other household essentials	68	60	67	68	65	70
Had work hours or pay cut, but kept job	61	64	62	65	68	70
Struggled to make rent or mortgage payments	66	64	64	61	66	67
Lost a job and was not rehired	49	48	51	45	51	53
Lost a job but was rehired	40	42	36	35	44	47
Had to shut down their business	39	41	33	36	34	45
Lost employer-provided health insurance or other benefits	36	40	34	37	33	43
Unable to pay for a medical procedure or surgery	34	38	38	36	30	41

Road to recovery after COVID-19 pandemic for Angelenos

At any time since the start of the Covid-19 pandemic, did you fall behind on any monthly payments (e.g., rent, mortgage, car payment, utility bills, etc.)?

■ No, did not fall behind on any monthly payments ■ Yes, fell behind on one monthly payment ■ Yes, fell behind on two or more monthly payments

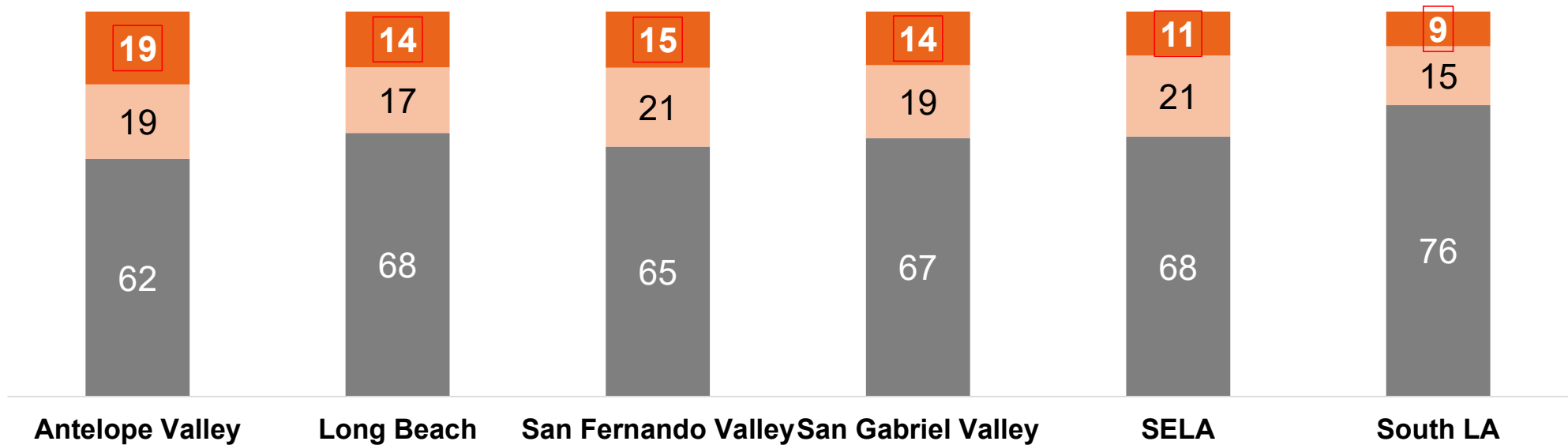


Nov 16, 2022 – Jan 14, 2023, N=3,000 (+/- 1.8%)

COVID-19 Vaccination Rates Throughout 6 Regions

Are you vaccinated against Covid-19?

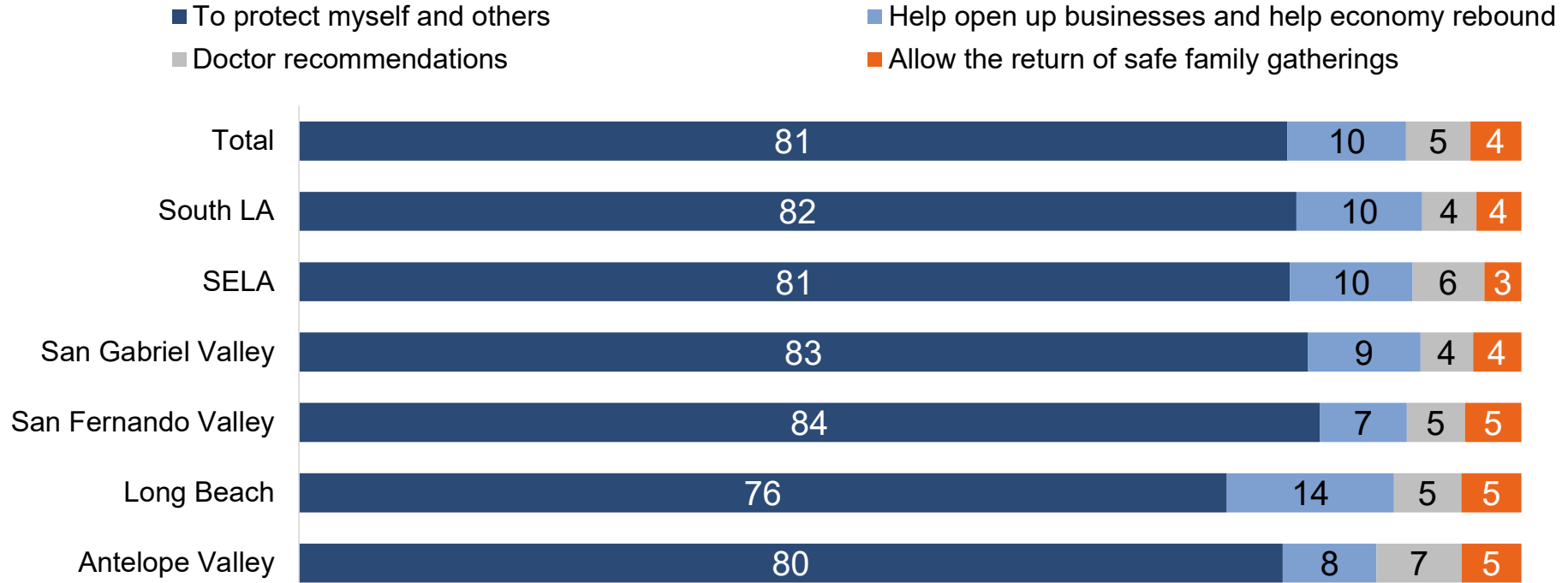
■ Yes, vaccinated and fully boosted ■ Yes, vaccinated, but not yet boosted ■ No, I have never received a Covid-19 vaccine



Nov 16, 2022 – Jan 14, 2023, N=3,000 (+/- 1.8%)

COVID-19 Vaccines: Top Reasons Cited for Being Vaccinated

(If vaccinated) Which of the following reasons best explains why you have been vaccinated against Covid-19?



Nov 16, 2022 – Jan 14, 2023, N=3,000 (+/- 1.8%)

COVID-19 Vaccines: Top Reasons Cited for Being Unvaccinated

(If unvaccinated) Which of the following reasons best explains why you have not been vaccinated against Covid-19?

	Total	Antelope Valley	Long Beach	San Fernando Valley	San Gabriel Valley	SELA	South LA
Religious reason or exemption	10	10	14	13	6	12	6
Do not trust the Covid-19 Vaccine	72	69	70	74	74	72	71
No internet access to sign up for the vaccine	3	2	1	3	6	4	5
Did not know how/where to sign up for the vaccine	7	10	11	1	8	1	10
No transportation to get to vaccination site/clinic	5	3	2	7	6	6	6
Could not get time off from work to get vaccinated	2	5	1	1	0	2	2
Vaccine website/registration not available in my language	1	1	1	0	0	2	0

Doctors and healthcare professions are most trusted messengers for COVID Pandemic guidance and recommendations; Media is least trusted source.

Who do you trust with pandemic guidance and recommendations?

Most Trusted	Antelope Valley	Long Beach	San Fernando Valley	San Gabriel Valley	SELA	South LA
Doctors and Healthcare professionals	62	63	64	65	61	63
The Center for Disease Control	15	10	12	15	14	13

Least Trusted	Antelope Valley	Long Beach	San Fernando Valley	San Gabriel Valley	SELA	South LA
Media	1	4	4	2	3	3
Elected officials	3	5	2	3	2	5
Your employer	3	5	2	2	3	5



**PAT BROWN INSTITUTE
FOR PUBLIC AFFAIRS**

Unleashing the Power of Participation



California
COMMUNITY
Foundation

Los Angeles Regional Recovery Hubs

Matt Barreto, PhD

matt@bspresearch.com